

BATTERER INTERVENTION PROGRAMS ANNUAL STATISTICAL BRIEF APRIL 2018 – MARCH 2019

Gender of Participants



Male
93%



Female
7%



Court Ordered Intakes
2,806

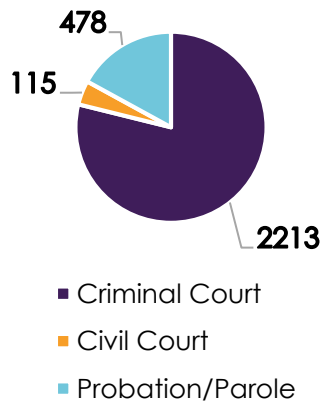


DSS Mandated Intakes
517



Clients that completed classes
1,598

Court Ordered Intakes

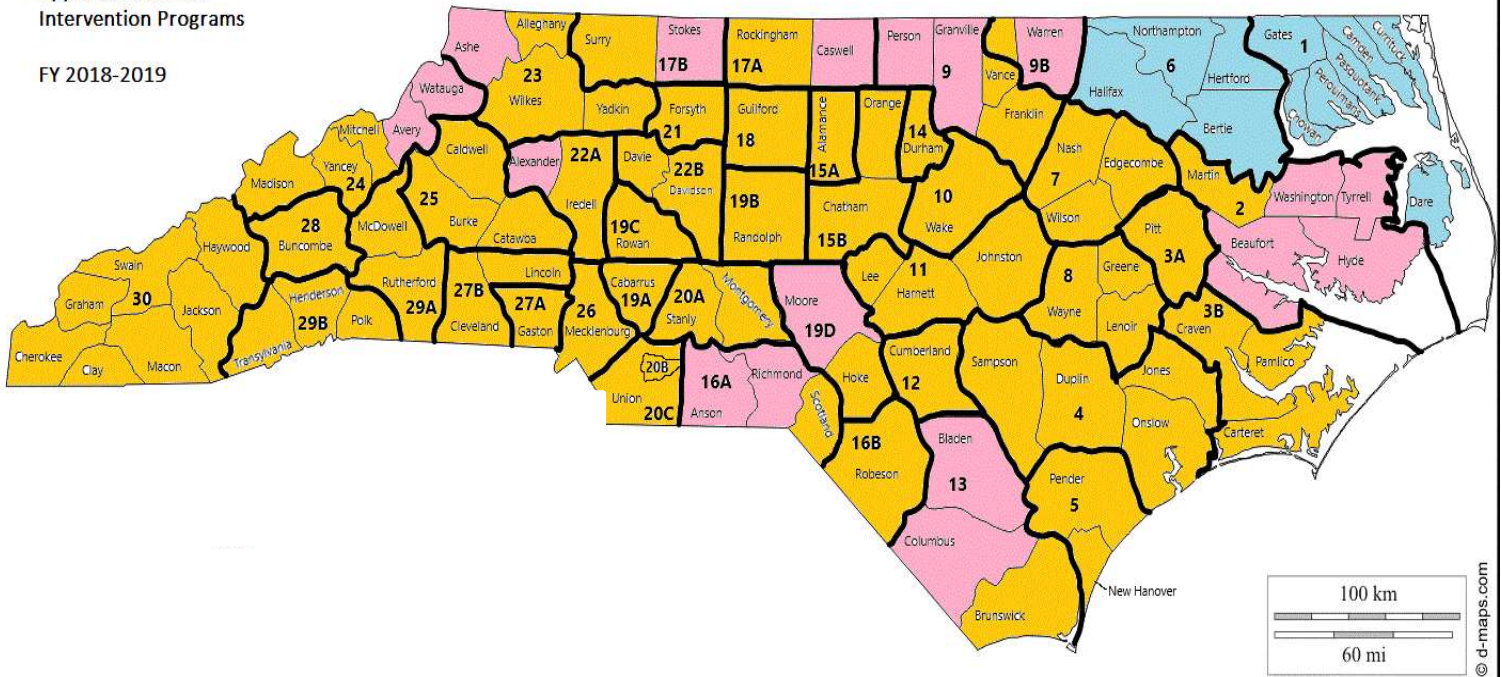


BIP Quick Facts

- 26-week program length
- 71 counties served
- 36 counties with access to Spanish language BIP services
- 38 approved programs, many serving multiple counties

Approved Batterer Intervention Programs

FY 2018-2019



The above map shows Court Districts with access to approved Batterer Intervention Programs.

- Yellow counties have an approved program.
- Pink counties do not have an approved program within their county but have access to an approved program within their district.
- Blue counties do not have access to an approved program.

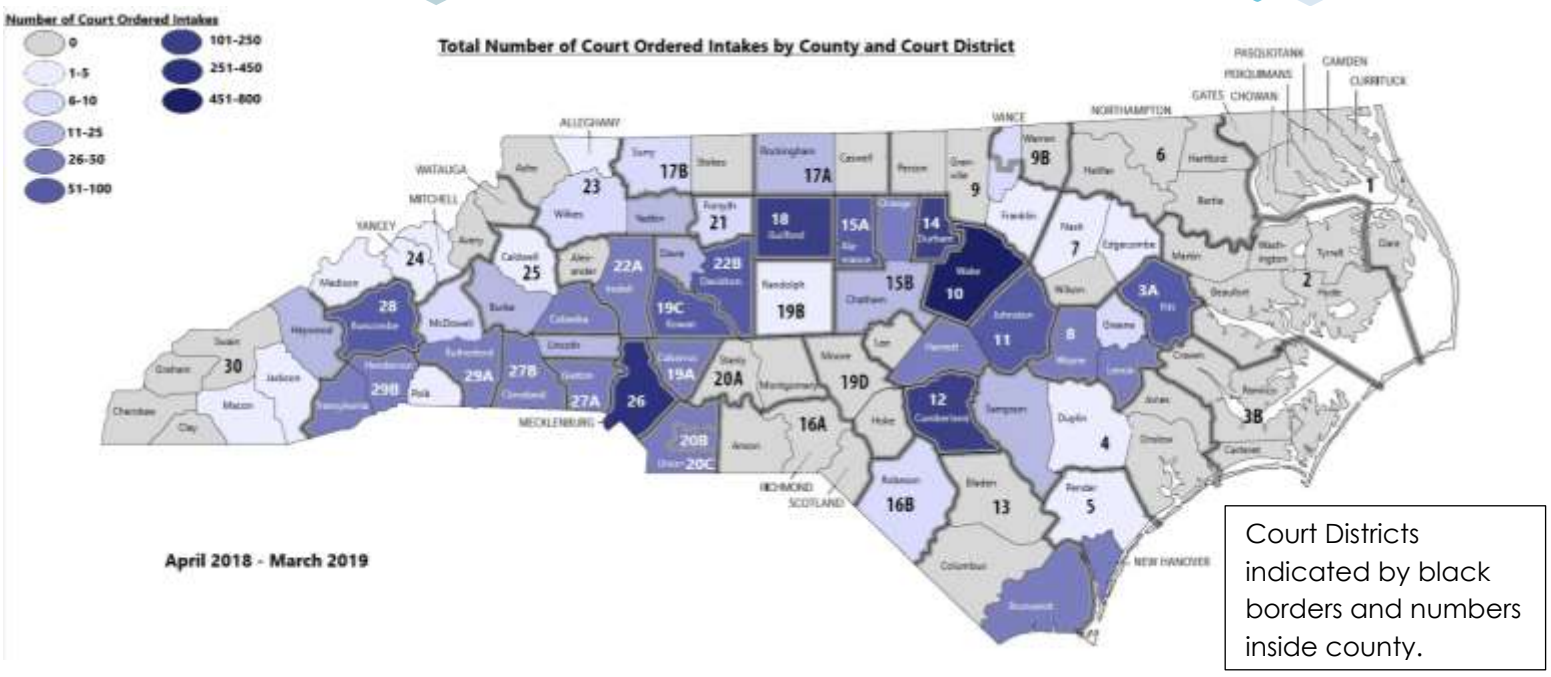
92%
 Of the individuals not enrolled into BIP were due to missed intake appointments.

2,889
 Individuals enrolled into BIP

29
 Counties without a program

2.7%
 Increase in completions

300%
 Increase in terminations due to Substance Abuse



The above map uses a combined number of intakes from criminal and civil court orders as well as probation/parole orders. This gives us an overall idea of which court districts are ordering offenders to attend a Batterer Intervention Program. However, these are only individuals that have established contact and scheduled an intake with a BIP.

Please note that due to a lack of accountability measures with civil court ordered offenders, this may not reflect the actual number of individuals ordered to attend and complete a Batterer Intervention Program as a condition of a 50B Domestic Violence Protective Order.