



# North Carolina State Report

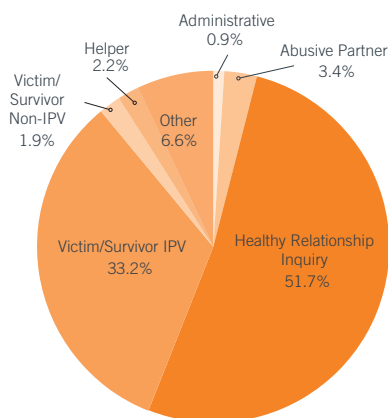
Based on loveisrespect contacts documented January–June 2018

In 2018, loveisrespect documented\* **319 contacts** from North Carolina. The state ranks 11th in terms of contact volume. loveisrespect provides crisis intervention, safety planning, referrals and DV and healthy relationship education for these contacts.

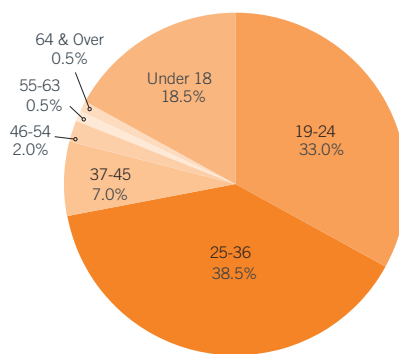
\*Contacts documented refers to the calls, online chats and texts where a location was self-disclosed by the caller, chatter or texter.

Phone	162
Chat	113
Text	44
<b>Total</b>	<b>319</b>

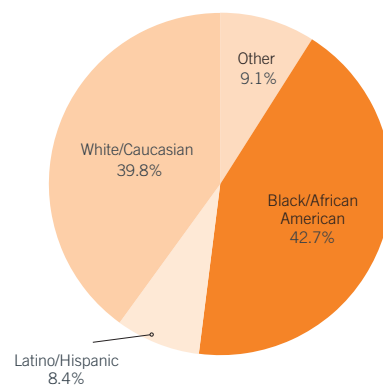
## Who is contacting loveisrespect from North Carolina?



Caller Type



Victim Age



Caller Ethnicity

### Caller Type Definitions:

**Victim/Survivor IPV (Intimate Partner Violence)** – a victim or survivor of abuse from his/her partner or spouse

**Victim/Survivor Non-IPV** – a victim or survivor of abuse by anyone else: parent, sibling, caregiver, etc.

**Helper** – a caller reaching out to help another including: family/friend, service provider, law enforcement, medical/health, religious leader/program or teacher

**Healthy Relationship Inquiry** – anyone with questions about healthy relationships, where no abuse is present

**Administrative** – someone seeking basic information, rather than advocacy

**Abusive Partner** – a caller who identifies as abusive or who an Advocate believes to be an abusive partner

**Other** – any caller about whom an Advocate is able to gather info, but who does not fit into an above category; this includes off-target callers, non-DV (domestic violence) calls, hang-ups, prank calls and feedback

### Top 10 Cities in Contact Volume

1. Charlotte	23.1%
2. Raleigh	12.2%
3. Fayetteville	5.8%
4. Rocky Mount	5.8%
5. Clinton	4.4%
6. Winston Salem	3.1%
7. Dunn	3.1%
8. Greensboro	3.1%
9. Greenville	2.4%
10. Asheville	2.4%
<b>Total:</b>	<b>65.1%</b>

The National Domestic Violence Hotline is a 501c3 organization that relies on generous contributions from the public, government and corporations to continue operation. loveisrespect is a project of the National Domestic Violence Hotline.

## What are victims experiencing?

# 93%

### Emotional/Verbal Abuse

*degradation, threats, insults, humiliation, isolation, etc.*

# 41%

### Physical Abuse

*hitting, biting, choking, etc.*

# 23%

### Economic/Financial Abuse

*control finances, ruin credit, etc.*

# 22%

### Digital Abuse

*steal passwords, constant texts, etc.*

# 21%

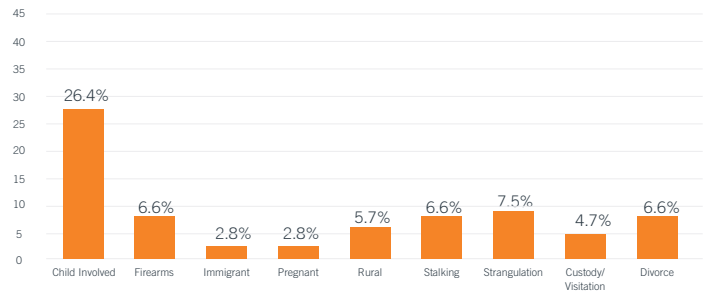
### Sexual Abuse

*rape, exploitation, coercion, etc.*



This publication was made possible by Grant Number 90EV0426 from the Administration on Children, Youth and Families, Family and Youth Services Bureau, U.S. Department of Health and Human Services. Its contents are solely the responsibility of the authors and do not necessarily represent the official views of the U.S. Department of Health and Human Services.

## Most Commonly Disclosed Special Factors in Victims' Experiences



## What do victims need?

### Commonly Requested Hotline Services:

DV Shelter	9	7.8%
Legal Advocacy	19	16.5%
Individual Professional Counseling	45	39.1%
DV Support Groups	23	20.0%
Legal Representation	4	3.5%
Protective/Restraining Order	6	5.2%



### Referrals to Service Providers

## 327

### Offers to Direct Connect

## 18

### Referrals to Other Resources

## 376

### Most-REFERRED Resources

Scarleteen  
 GoodTherapy.org  
 WomensLaw.org  
 Your Life Your Voice (Boys Town)  
 National Suicide Prevention Lifeline

*This report reflects only data that was self-disclosed by the contact and does not necessarily represent every contact from the state.*