

Domestic Violence Intervention Program April 2019– March 2020 Statistical Brief ¹



Gender of Participants

Male: **91.9%**

Female: **8.1%**

Court Ordered Intakes



1,509

DSS Mandated Intakes

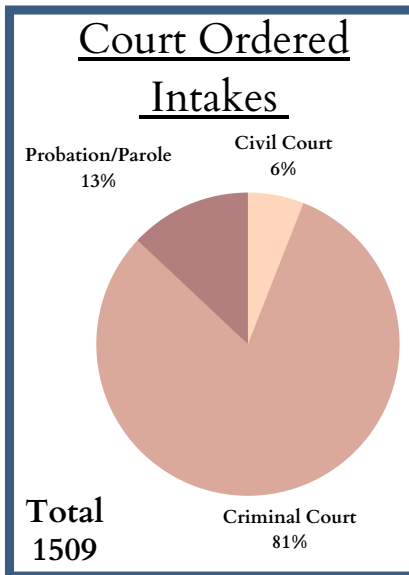


319

Clients that completed classes



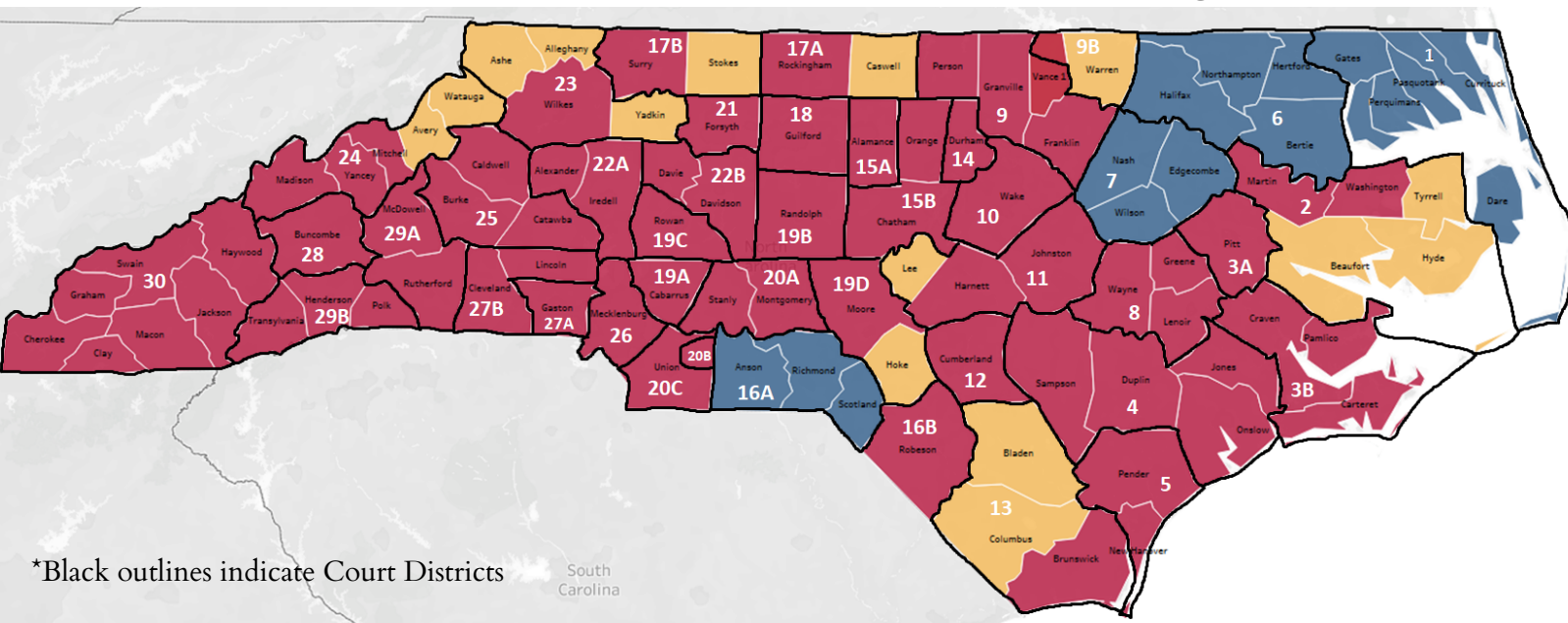
946



DVIP Quick Facts

- 26-week program
- 71 counties served
- 25 counties with access to Spanish language DVIP services
- 42 approved programs, many serving multiple counties

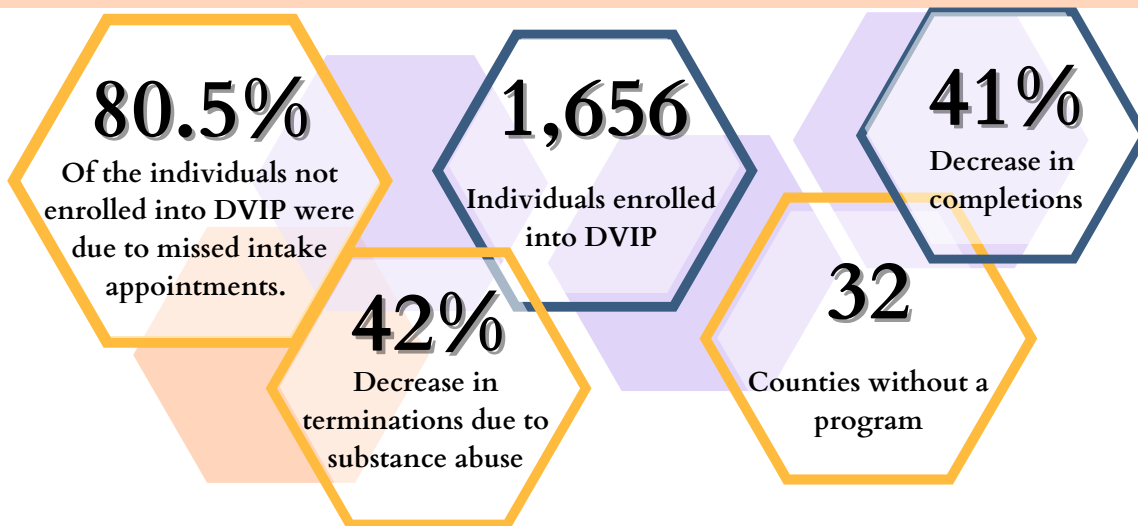
Approved Domestic Violence Intervention Programs



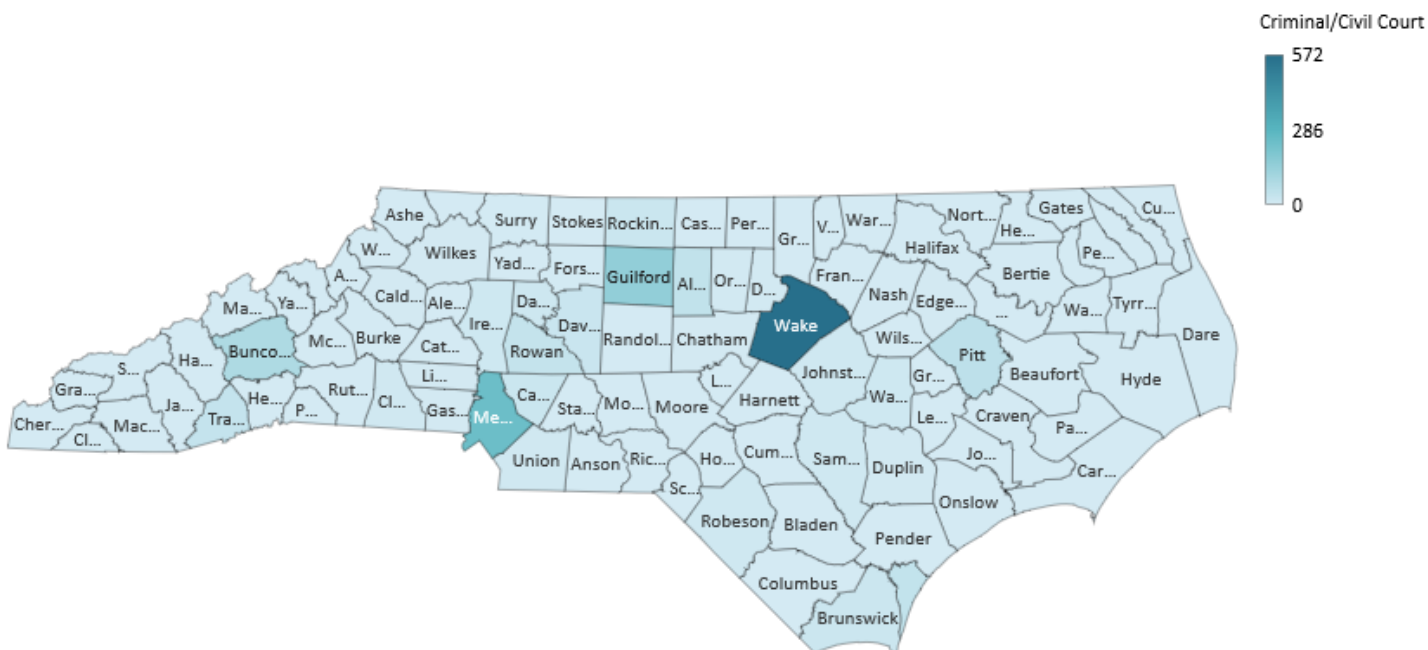
The above map shows Court Districts with access to approved Domestic Violence Intervention Programs.

- Red counties have an approved program.
- Yellow counties do not have an approved program within their county but have access to approved programs within their district.
- Blue counties do not have an approved program or access within their court district.

Domestic Violence Intervention Program April 2019–March 2020 Statistical Brief ¹



Total Number of Court Ordered Intakes by County and Court Districts



The above map uses combined numbers of intakes from criminal and civil court orders as well as probation/parole orders. This gives us an overall idea of which court districts are ordering offenders to attend a Domestic Violence Intervention Program.

Please note that due to a lack of accountability measures with civil court ordered offenders, this may not reflect the actual numbers of individuals ordered to attend and complete a Domestic Violence Intervention Program as a condition of a 50B Domestic Violence Protective Order

Notes

- 1.) Data presented in this report may have been affected by the COVID-19 pandemic beginning in March 2020. Court and program closures may have resulted in fewer referrals and enrolled individuals.