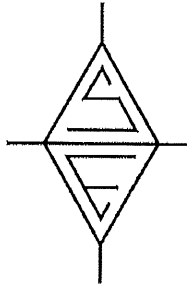


**Bid Documents
for
Wallace Sewage Collection System
Hurricane Florence Pump Station Mitigation**

Owner:

Town of Wallace
316 E. Murray St.
Wallace, NC 28466




Engineer:

Stroud Engineering, PA
107B Commerce Street
Greenville, NC 27858
License No. C-0647

Civil Engineer:

Linwood E. Stroud, PE 5279

6/12/20
Date



Electrical Engineer:

L. Michael Stroud, PE 21990

6/12/2020
Date




TABLE OF CONTENTS

DIVISION 00 - PROCUREMENT AND CONTRACTING REQUIREMENTS

00 1113	ADVERTISEMENT FOR BIDS
00 2113	INSTRUCTIONS TO BIDDERS
00 4100	BID FORM
00 5200	AGREEMENT FORM
00 7200	GENERAL CONDITIONS
00 7300	SUPPLEMENTARY CONDITIONS

DIVISION 01 - GENERAL REQUIREMENTS

01 1000	SUMMARY
01 3000	ADMINISTRATIVE REQUIREMENTS
01 4000	QUALITY REQUIREMENTS
01 5000	TEMPORARY FACILITIES AND CONTROLS
01 6000	PRODUCT REQUIREMENTS
01 7000	EXECUTION AND CLOSEOUT REQUIREMENTS

DIVISION 03 - CONCRETE

03 3000	CAST-IN-PLACE CONCRETE
---------	------------------------

DIVISION 05 - METALS

05 1200	STRUCTURAL STEEL FRAMING
05 5100	METAL STAIRS AND FLOOR GRATES

DIVISION 26 - ELECTRICAL

26 0519	LOW-VOLTAGE ELECTRICAL POWER CONDUCTORS AND CABLES
26 0526	GROUNDING AND BONDING FOR ELECTRICAL SYSTEMS
26 0529	HANGERS AND SUPPORTS FOR ELECTRICAL SYSTEMS
26 0533.13	CONDUIT FOR ELECTRICAL SYSTEMS
26 0533.16	BOXES FOR ELECTRICAL SYSTEMS
26 0553	IDENTIFICATION FOR ELECTRICAL SYSTEMS
26 2419	MOTOR-CONTROL CENTERS
26 2816.13	ENCLOSED CIRCUIT BREAKERS
26 2923	VARIABLE-FREQUENCY MOTOR CONTROLLERS
26 5950	PUMP CONTROL PANEL / SCADA RTU

DIVISION 33 - UTILITIES

33 3123	SANITARY SEWERAGE FORCE MAIN PIPING
---------	-------------------------------------

DIVISION 46 - WATER AND WASTEWATER EQUIPMENT

46 0527	DRI-PRIME DIESEL ENGINE PUMP
---------	------------------------------

SECTION 00 1113

ADVERTISEMENT FOR BIDS

THE ADVERTISEMENT FOR BIDS IS ATTACHED FOLLOWING THIS PAGE.

ADVERTISEMENT FOR BIDS
Wallace Sewage Collection System
Hurricane Florence Pump Station Mitigation

Sealed Bids are requested for repairs to the Brown's Pump Station in the Town of Wallace, Duplin County, North Carolina. The project includes replacement of entire existing electrical system and controls including generator replacement and structural renovations to raise the electrical systems above historical flood levels.

Bids will be received by the Town of Wallace, 316 E. Murray Street until 2:00 PM (Local Time) on June 30, 2020 and then at said office publicly opened and read aloud.

Bonding/Licensing Requirements:

Bonds – Not required.

North Carolina law requires any contractor engaging in the business of electrical contracting within the State of North Carolina to possess a license of the applicable classification as described in Article 87-43.3 of the General Statutes of North Carolina.

Other Requirements:

No bid may be withdrawn for a period of sixty (60) days after the scheduled closing time for receiving bids.

The Owner reserves the right to reject any and all bids and any part of a bid and to waive informalities and technicalities in the bidding procedure.

Bids must be submitted on the printed form, or exact copies thereof, contained in the Contract Documents. Bids must be enclosed in a sealed envelope addressed to The Town of Wallace, and plainly marked "Bid, Wallace Regional WWTP, Effluent Metering Station/Composite Sampler Relocation." The name, address and license number of the bidder shall be plainly marked on the outside of the envelope.

Hard Copies of the Bid Documents may be obtained at the office of the Engineer, 107B Commerce Street, Greenville, NC 27858 (Tel: 252-756-9352) upon a non-refundable payment of \$100.00 for each set plus shipping expenses if any. PDF copies will be provided upon request by email at no cost.

HUB vendors/contractors are encouraged to submit a bid for this project.

SECTION 00 2113

INSTRUCTIONS TO BIDDERS

THE INSTRUCTIONS TO BIDDERS, EJCDC C-2000 IS ATTACHED FOLLOWING THIS PAGE.

END OF SECTION

This document has important legal consequences; consultation with an attorney is encouraged with respect to its use or modification. This document should be adapted to the particular circumstances of the contemplated Project and the controlling Laws and Regulations.

INSTRUCTIONS TO BIDDERS

Wallace Sewage Collection System

Hurricane Florence Pump Station Mitigation

Prepared by



Issued and Published Jointly by



INSTRUCTIONS TO BIDDERS

TABLE OF CONTENTS

	Page
ARTICLE 1 – Defined Terms	1
ARTICLE 2 – Copies of Bidding Documents	1
ARTICLE 3 – Site and Other Areas; Existing Site Conditions; Examination of Site; Owner’s Safety Program; Other Work at the Site	1
ARTICLE 4 – Bidder’s Representations	2
ARTICLE 5 – Pre-Bid Conference	3
ARTICLE 6 – Interpretations and Addenda.....	3
ARTICLE 7 – Bid Security (not required).....	3
ARTICLE 8 – Contract Times	3
ARTICLE 9 – Substitute and “Or-Equal” Items.....	3
ARTICLE 10 – Subcontractors, Suppliers, and Others	3
ARTICLE 11 – Preparation of Bid	4
ARTICLE 12 – Basis of Bid	5
ARTICLE 13 – Submittal of Bid.....	5
ARTICLE 14 – Modification and Withdrawal of Bid.....	5
ARTICLE 15 – Opening of Bids	6
ARTICLE 16 – Bids to Remain Subject to Acceptance	6
ARTICLE 17 – Evaluation of Bids and Award of Contract	6
ARTICLE 18 – Bonds and Insurance.....	6
ARTICLE 19 – Signing of Agreement.....	6

ARTICLE 1 – DEFINED TERMS

1.01 Terms used in these Instructions to Bidders have the meanings indicated in the General Conditions and Supplementary Conditions. Additional terms used in these Instructions to Bidders have the meanings indicated below:

A. *Issuing Office* – Stroud Engineering, PA

ARTICLE 2 – COPIES OF BIDDING DOCUMENTS

2.01 Complete sets of the Bidding Documents may be obtained from the Issuing Office in the number and format stated in the advertisement or invitation to bid.

2.02 Complete sets of Bidding Documents shall be used in preparing Bids; neither Owner nor Engineer assumes any responsibility for errors or misinterpretations resulting from the use of incomplete sets of Bidding Documents.

2.03 Owner and Engineer, in making copies of Bidding Documents available on the above terms, do so only for the purpose of obtaining Bids for the Work and do not authorize or confer a license for any other use.

ARTICLE 3 – SITE AND OTHER AREAS; EXISTING SITE CONDITIONS; EXAMINATION OF SITE; OWNER'S SAFETY PROGRAM; OTHER WORK AT THE SITE

3.01 *Site and Other Areas*

A. The Site is identified in the Bidding Documents. By definition, the Site includes rights-of-way, easements, and other lands furnished by Owner for the use of the Contractor. Any additional lands required for temporary construction facilities, construction equipment, or storage of materials and equipment, and any access needed for such additional lands, are to be obtained and paid for by Contractor.

B. Underground Facilities: Information and data shown or indicated in the Bidding Documents with respect to existing Underground Facilities at or adjacent to the Site are set forth in the Contract Documents and are based upon information and data furnished to Owner and Engineer by owners of such Underground Facilities, including Owner, or others.

C. Adequacy of Data: Provisions concerning responsibilities for the adequacy of data furnished to prospective Bidders with respect to subsurface conditions, other physical conditions, and Underground Facilities, and possible changes in the Bidding Documents due to differing or unanticipated subsurface or physical conditions appear in Paragraphs 5.03, 5.04, and 5.05 of the General Conditions. Provisions concerning responsibilities for the adequacy of data furnished to prospective Bidders with respect to a Hazardous Environmental Condition at the Site, if any, and possible changes in the Contract Documents due to any Hazardous Environmental Condition uncovered or revealed at the Site which was not shown or indicated in the Drawings or Specifications or identified in the Contract Documents to be within the scope of the Work, appear in Paragraph 5.06 of the General Conditions.

3.02 *Site Visit and Testing by Bidders*

A. Bidder shall conduct the required Site visit during normal working hours, and shall not disturb any ongoing operations at the Site.

B. Bidder is not required to conduct any subsurface testing, or exhaustive investigations of Site conditions.

- C. On request, and to the extent Owner has control over the Site, and schedule permitting, the Owner will provide Bidder access to the Site to conduct such additional examinations, investigations, explorations, tests, and studies as Bidder deems necessary for preparing and submitting a successful Bid. Owner will not have any obligation to grant such access if doing so is not practical because of existing operations, security or safety concerns, or restraints on Owner's authority regarding the Site.
- D. Bidder shall comply with all applicable Laws and Regulations regarding excavation and location of utilities, obtain all permits, and comply with all terms and conditions established by Owner or by property owners or other entities controlling the Site with respect to schedule, access, existing operations, security, liability insurance, and applicable safety programs.
- E. Bidder shall fill all holes and clean up and restore the Site to its former condition upon completion of such explorations, investigations, tests, and studies.

3.03 *Owner's Safety Program*

- A. Site visits and work at the Site may be governed by an Owner safety program. As the General Conditions indicate, if an Owner safety program exists, it will be noted in the Supplementary Conditions.

ARTICLE 4 – BIDDER'S REPRESENTATIONS

4.01 It is the responsibility of each Bidder before submitting a Bid to:

- A. examine and carefully study the Bidding Documents, and any data and reference items identified in the Bidding Documents;
- B. visit the Site, conduct a thorough, alert visual examination of the Site and adjacent areas, and become familiar with and satisfy itself as to the general, local, and Site conditions that may affect cost, progress, and performance of the Work;
- C. become familiar with and satisfy itself as to all Laws and Regulations that may affect cost, progress, and performance of the Work;
- D. agree, based on the information and observations referred to in the preceding paragraph, that at the time of submitting its Bid no further examinations, investigations, explorations, tests, studies, or data are necessary for the determination of its Bid for performance of the Work at the price bid and within the times required, and in accordance with the other terms and conditions of the Bidding Documents;
- E. become aware of the general nature of the work to be performed by Owner and others at the Site that relates to the Work as indicated in the Bidding Documents;
- F. promptly give Engineer written notice of all conflicts, errors, ambiguities, or discrepancies that Bidder discovers in the Bidding Documents and confirm that the written resolution thereof by Engineer is acceptable to Bidder;
- G. determine that the Bidding Documents are generally sufficient to indicate and convey understanding of all terms and conditions for the performance and furnishing of the Work; and
- H. agree that the submission of a Bid will constitute an incontrovertible representation by Bidder that Bidder has complied with every requirement of this Article, that without exception the Bid and all prices in the Bid are premised upon performing and furnishing the Work required by the Bidding Documents.

ARTICLE 5 – PRE-BID CONFERENCE

- 5.01 A pre-Bid conference will not be held for this project.

ARTICLE 6 – INTERPRETATIONS AND ADDENDA

- 6.01 All questions about the meaning or intent of the Bidding Documents are to be submitted to Engineer in writing. Interpretations or clarifications considered necessary by Engineer in response to such questions will be issued by Addenda delivered to all parties recorded as having received the Bidding Documents. Questions received less than seven days prior to the date for opening of Bids may not be answered. Only questions answered by Addenda will be binding. Oral and other interpretations or clarifications will be without legal effect.
- 6.02 Addenda may be issued to clarify, correct, supplement, or change the Bidding Documents.

ARTICLE 7 – BID SECURITY (NOT REQUIRED)

ARTICLE 8 – CONTRACT TIMES

- 8.01 The number of days within which the Contractor proposes that the Work is to be substantially completed, and completed and ready for final payment, are to be filled on the Bid Form by the Bidder.

ARTICLE 9 – SUBSTITUTE AND “OR-EQUAL” ITEMS

- 9.01 The Contract for the Work, as awarded, will be on the basis of materials and equipment specified or described in the Bidding Documents without consideration during the bidding and Contract award process of possible substitute or “or-equal” items. In cases in which the Contract allows the Contractor to request that Engineer authorize the use of a substitute or “or-equal” item of material or equipment, application for such acceptance may not be made to and will not be considered by Engineer until after the Effective Date of the Contract.
- 9.02 All prices that Bidder sets forth in its Bid shall be based on the presumption that the Contractor will furnish the materials and equipment specified or described in the Bidding Documents, as supplemented by Addenda. Any assumptions regarding the possibility of post-Bid approvals of “or-equal” or substitution requests are made at Bidder’s sole risk.

ARTICLE 10 – SUBCONTRACTORS, SUPPLIERS, AND OTHERS

- 10.01 A Bidder shall be prepared to retain specific Subcontractors, Suppliers, or other individuals or entities for the performance of the Work if required by the Bidding Documents (most commonly in the Specifications) to do so. If a prospective Bidder objects to retaining any such Subcontractor, Supplier, or other individual or entity, and the concern is not relieved by an Addendum, then the prospective Bidder should refrain from submitting a Bid.
- 10.02 Subsequent to the submittal of the Bid, Owner may not require the Successful Bidder or Contractor to retain any Subcontractor, Supplier, or other individual or entity against which Contractor has reasonable objection.

- 10.03 The apparent Successful Bidder, and any other Bidder so requested, shall within five days after Bid opening, submit to Owner a list of the Subcontractors or Suppliers proposed for any portion of the work to be subcontracted.

If requested by Owner, such list shall be accompanied by an experience statement with pertinent information regarding similar projects and other evidence of qualification for each such Subcontractor, Supplier, or other individual or entity. If Owner or Engineer, after due investigation, has reasonable objection to any proposed Subcontractor, Supplier, individual, or entity, Owner may, before the Notice of Award is given, request apparent Successful Bidder to submit an acceptable substitute, in which case apparent Successful Bidder shall submit a substitute, Bidder's Bid price will be increased (or decreased) by the difference in cost occasioned by such substitution, and Owner may consider such price adjustment in evaluating Bids and making the Contract award.

- 10.04 If apparent Successful Bidder declines to make any such substitution, Owner may award the Contract to the next lowest Bidder that proposes to use acceptable Subcontractors, Suppliers, or other individuals or entities. Declining to make requested substitutions will constitute grounds for forfeiture of the Bid security of any Bidder. Any Subcontractor, Supplier, individual, or entity so listed and against which Owner or Engineer makes no written objection prior to the giving of the Notice of Award will be deemed acceptable to Owner and Engineer subject to subsequent revocation of such acceptance as provided in Paragraph 7.06 of the General Conditions.

ARTICLE 11 – PREPARATION OF BID

- 11.01 The Bid Form is included with the Bidding Documents.

- A. All blanks on the Bid Form shall be completed in ink and the Bid Form signed in ink. Erasures or alterations shall be initialed in ink by the person signing the Bid Form. A Bid price shall be indicated for each section, Bid item, alternate, adjustment unit price item, and unit price item listed therein.
- B. If the Bid Form expressly indicates that submitting pricing on a specific alternate item is optional, and Bidder elects to not furnish pricing for such optional alternate item, then Bidder may enter the words "No Bid" or "Not Applicable."

- 11.02 A Bid by a corporation shall be executed in the corporate name by a corporate officer (whose title must appear under the signature), accompanied by evidence of authority to sign. The corporate address and state of incorporation shall be shown.

- 11.03 A Bid by a partnership shall be executed in the partnership name and signed by a partner (whose title must appear under the signature), accompanied by evidence of authority to sign. The partnership's address for receiving notices shall be shown.

- 11.04 A Bid by a limited liability company shall be executed in the name of the firm by a member or other authorized person and accompanied by evidence of authority to sign. The state of formation of the firm and the firm's address for receiving notices shall be shown.

- 11.05 A Bid by an individual shall show the Bidder's name and address for receiving notices.

- 11.06 A Bid by a joint venture shall be executed by an authorized representative of each joint venturer in the manner indicated on the Bid Form. The joint venture's address for receiving notices shall be shown.

- 11.07 All names shall be printed in ink below the signatures.

- 11.08 The Bid shall contain an acknowledgment of receipt of all Addenda, the numbers of which shall be filled in on the Bid Form.
- 11.09 Postal and e-mail addresses and telephone number for communications regarding the Bid shall be shown.
- 11.10 The Bid shall contain evidence of Bidder's authority and qualification to do business in the state where the Project is located, or Bidder shall covenant in writing to obtain such authority and qualification prior to award of the Contract and attach such covenant to the Bid. Bidder's state contractor license number, if any, shall also be shown on the Bid Form.

ARTICLE 12 – BASIS OF BID

12.01 *Lump Sum*

- A. Bidders shall submit a Bid on a lump sum basis as set forth in the Bid Form.

ARTICLE 13 – SUBMITTAL OF BID

- 13.01 With each copy of the Bidding Documents, a Bidder is furnished one separate unbound copy of the Bid Form, and, if required, the Bid Bond Form. The unbound copy of the Bid Form is to be completed and submitted with the Bid security and the other documents required to be submitted under the terms of Article 7 of the Bid Form.
- 13.02 A Bid shall be received no later than the date and time prescribed and at the place indicated in the advertisement or invitation to bid and shall be enclosed in a plainly marked package with the Project title, the name and address of Bidder. If a Bid is sent by mail or other delivery system, the sealed envelope containing the Bid shall be enclosed in a separate package plainly marked on the outside with the notation "BID ENCLOSED." A mailed Bid shall be addressed to:

Town of Wallace
316E. Murray Street
Wallace, NC 28466
- 13.03 Bids received after the date and time prescribed for the opening of bids, or not submitted at the correct location or in the designated manner, will not be accepted and will be returned to the Bidder unopened.

ARTICLE 14 – MODIFICATION AND WITHDRAWAL OF BID

- 14.01 A Bid may be withdrawn by an appropriate document duly executed in the same manner that a Bid must be executed and delivered to the place where Bids are to be submitted prior to the date and time for the opening of Bids. Upon receipt of such notice, the unopened Bid will be returned to the Bidder.
- 14.02 If a Bidder wishes to modify its Bid prior to Bid opening, Bidder must withdraw its initial Bid in the manner specified in Paragraph 16.01 and submit a new Bid prior to the date and time for the opening of Bids.
- 14.03 If within 24 hours after Bids are opened any Bidder files a duly signed written notice with Owner and promptly thereafter demonstrates to the reasonable satisfaction of Owner that there was a material and substantial mistake in the preparation of its Bid, that Bidder may withdraw its Bid, and the Bid security will be returned. Thereafter, if the Work is rebid, that Bidder will be disqualified from further bidding on the Work.

ARTICLE 15 – OPENING OF BIDS

- 15.01 Bids will be opened at the time and place indicated in the advertisement or invitation to bid and, unless obviously non-responsive, read aloud publicly. An abstract of the amounts of the base Bids and major alternates, if any, will be made available to Bidders after the opening of Bids.

ARTICLE 16 – BIDS TO REMAIN SUBJECT TO ACCEPTANCE

- 16.01 All Bids will remain subject to acceptance for the period of time stated in the Bid Form, but Owner may, in its sole discretion, release any Bid and return the Bid security prior to the end of this period.

ARTICLE 17 – EVALUATION OF BIDS AND AWARD OF CONTRACT

- 17.01 Owner reserves the right to reject any or all Bids, including without limitation, nonconforming, nonresponsive, unbalanced, or conditional Bids. Owner will reject the Bid of any Bidder that Owner finds, after reasonable inquiry and evaluation, to not be responsible. If Bidder purports to add terms or conditions to its Bid, takes exception to any provision of the Bidding Documents, or attempts to alter the contents of the Contract Documents for purposes of the Bid, then the Owner will reject the Bid as nonresponsive; provided that Owner also reserves the right to waive all minor informalities not involving price, time, or changes in the Work.
- 17.02 If Owner awards the contract for the Work, such award shall be to the responsible Bidder submitting the lowest responsive Bid.
- 17.03 Evaluation of Bids
- A. In evaluating Bids, Owner will consider whether or not the Bids comply with the prescribed requirements, and such alternates, unit prices, and other data, as may be requested in the Bid Form or prior to the Notice of Award.
- 17.04 In evaluating whether a Bidder is responsible, Owner will consider the qualifications of the Bidder and may consider the qualifications and experience of Subcontractors and Suppliers proposed for those portions of the Work for which the identity of Subcontractors and Suppliers must be submitted as provided in the Bidding Documents.
- 17.05 Owner may conduct such investigations as Owner deems necessary to establish the responsibility, qualifications, and financial ability of Bidders and any proposed Subcontractors or Suppliers.

ARTICLE 18 – BONDS AND INSURANCE

- 18.01 Article 6 of the General Conditions, as may be modified by the Supplementary Conditions, sets forth Owner's requirements as to insurance. When the Successful Bidder delivers the Agreement (executed by Successful Bidder) to Owner, it shall be accompanied by required insurance documentation. No bonds are required.

ARTICLE 19 – SIGNING OF AGREEMENT

- 19.01 When Owner issues a Notice of Award to the Successful Bidder, it shall be accompanied by the unexecuted counterparts of the Agreement along with the other Contract Documents as identified in the Agreement. Within 15 days thereafter, Successful Bidder shall execute and deliver the required number of counterparts of the Agreement (and any bonds and insurance documentation required to be delivered by the Contract Documents) to Owner. Within ten days

thereafter, Owner shall deliver one fully executed counterpart of the Agreement to Successful Bidder, together with printed and electronic copies of the Contract Documents as stated in Paragraph 2.02 of the General Conditions.

SECTION 00 4100

BID FORM

THE BID FORM, EJCDC C-410, IS ATTACHED FOLLOWING THIS PAGE.

END OF SECTION

BID FORM
Wallace Sewage Collection System
Hurricane Florence Pump Station Mitigation

Prepared by



Issued and Published Jointly by



Copyright © 2013:

National Society of Professional Engineers
1420 King Street, Alexandria, VA 22314-2794
(703) 684-2882
www.nspe.org

American Council of Engineering Companies
1015 15th Street N.W., Washington, DC 20005
(202) 347-7474
www.acec.org

American Society of Civil Engineers
1801 Alexander Bell Drive, Reston, VA 20191-4400
(800) 548-2723
www.asce.org

The copyright for this EJCDC document is owned jointly by the three sponsoring organizations listed above. The National Society of Professional Engineers is the Copyright Administrator for the EJCDC documents; please direct all inquiries regarding EJCDC copyrights to NSPE.

NOTE: EJCDC publications may be purchased at www.ejcdc.org, or from any of the sponsoring organizations above.

TABLE OF CONTENTS

	Page
Article 1 – Bid Recipient	1
Article 2 – Bidder’s Acknowledgements	1
Article 3 – Bidder’s Representations.....	1
Article 4 – Bidder’s Certification	2
Article 5 – Basis of Bid.....	3
Article 6 – Time of Completion	3
Article 7 – Attachments to this Bid	3
Article 8 – Defined Terms	3
Article 9 – Bid Submittal	3

ARTICLE 1 – BID RECIPIENT

1.01 This Bid is submitted to:

The Town of Wallace

316 E. Murray Street

Wallace, NC

1.02 The undersigned Bidder proposes and agrees, if this Bid is accepted, to enter into an Agreement with Owner in the form included in the Bidding Documents to perform all Work as specified or indicated in the Bidding Documents for the prices and within the times indicated in this Bid and in accordance with the other terms and conditions of the Bidding Documents.

ARTICLE 2 – BIDDER’S ACKNOWLEDGEMENTS

2.01 Bidder accepts all of the terms and conditions of the Instructions to Bidders, including without limitation those dealing with the disposition of Bid security. This Bid will remain subject to acceptance for 60 days after the Bid opening, or for such longer period of time that Bidder may agree to in writing upon request of Owner.

ARTICLE 3 – BIDDER’S REPRESENTATIONS

3.01 In submitting this Bid, Bidder represents that:

A. Bidder has examined and carefully studied the Bidding Documents, and any data and reference items identified in the Bidding Documents, and hereby acknowledges receipt of the following Addenda:

<u>Addendum No.</u>	<u>Addendum, Date</u>
_____	_____
_____	_____
_____	_____
_____	_____

B. Bidder has visited the Site, conducted a thorough, alert visual examination of the Site and adjacent areas, and become familiar with and satisfied itself as to the general, local, and Site conditions that may affect cost, progress, and performance of the Work.

C. Bidder is familiar with and has satisfied itself as to all Laws and Regulations that may affect cost, progress, and performance of the Work.

D. Bidder has considered the information known to Bidder itself; information commonly known to contractors doing business in the locality of the Site; information and observations obtained from visits to the Site; the Bidding Documents; and any Site-related reports and drawings identified in the Bidding Documents, with respect to the effect of such information, observations, and documents on (1) the cost, progress, and performance of the Work; (2) the means, methods, techniques, sequences, and procedures of construction to be employed by Bidder; and (3) Bidder’s safety precautions and programs.

- E. Bidder agrees, based on the information and observations referred to in the preceding paragraph, that no further examinations, investigations, explorations, tests, studies, or data are necessary for the determination of this Bid for performance of the Work at the price bid and within the times required, and in accordance with the other terms and conditions of the Bidding Documents.
- F. Bidder is aware of the general nature of work to be performed by Owner and others at the Site that relates to the Work as indicated in the Bidding Documents.
- G. Bidder has given Engineer written notice of all conflicts, errors, ambiguities, or discrepancies that Bidder has discovered in the Bidding Documents, and confirms that the written resolution thereof by Engineer is acceptable to Bidder.
- H. The Bidding Documents are generally sufficient to indicate and convey understanding of all terms and conditions for the performance and furnishing of the Work.
- I. The submission of this Bid constitutes an incontrovertible representation by Bidder that Bidder has complied with every requirement of this Article, and that without exception the Bid and all prices in the Bid are premised upon performing and furnishing the Work required by the Bidding Documents.

ARTICLE 4 – BIDDER’S CERTIFICATION

4.01 Bidder certifies that:

- A. This Bid is genuine and not made in the interest of or on behalf of any undisclosed individual or entity and is not submitted in conformity with any collusive agreement or rules of any group, association, organization, or corporation;
- B. Bidder has not directly or indirectly induced or solicited any other Bidder to submit a false or sham Bid;
- C. Bidder has not solicited or induced any individual or entity to refrain from bidding; and
- D. Bidder has not engaged in corrupt, fraudulent, collusive, or coercive practices in competing for the Contract. For the purposes of this Paragraph 4.01.D:
 - 1. “corrupt practice” means the offering, giving, receiving, or soliciting of any thing of value likely to influence the action of a public official in the bidding process;
 - 2. “fraudulent practice” means an intentional misrepresentation of facts made (a) to influence the bidding process to the detriment of Owner, (b) to establish bid prices at artificial non-competitive levels, or (c) to deprive Owner of the benefits of free and open competition;
 - 3. “collusive practice” means a scheme or arrangement between two or more Bidders, with or without the knowledge of Owner, a purpose of which is to establish bid prices at artificial, non-competitive levels; and
 - 4. “coercive practice” means harming or threatening to harm, directly or indirectly, persons or their property to influence their participation in the bidding process or affect the execution of the Contract.

ARTICLE 5 – BASIS OF BID

5.01 Bidder will complete the Work in accordance with the Contract Documents for the following price(s):

Brown's PS Mitigation - Lump Sum Bid Price	\$
Red Berry PS Mitigation - Lump Sum Bid Price	\$
River Ridge PS Mitigation - Lump Sum Bid Price	\$
Pilot House PS Mitigation - Lump Sum Bid Price	\$
Total All Four pump Stations	\$

ARTICLE 6 – TIME OF COMPLETION

6.01 Bidder agrees that the Work will be substantially complete within ____ calendar days after the date when the Contract Times commence to run as provided in Paragraph 4.01 of the General Conditions, and will be completed and ready for final payment in accordance with Paragraph 15.06 of the General Conditions within ____ calendar days after the date when the Contract Times commence to run.

ARTICLE 7 – ATTACHMENTS TO THIS BID

7.01 The following documents are submitted with and made a condition of this Bid:

- A. List of Proposed Subcontractors;
- B. Evidence of authority to do business in the state of the Project;
Contractor's License No. _____

ARTICLE 8 – DEFINED TERMS

8.01 The terms used in this Bid with initial capital letters have the meanings stated in the Instructions to Bidders, the General Conditions, and the Supplementary Conditions.

ARTICLE 9 – BID SUBMITTAL

BIDDER: *[Indicate correct name of bidding entity]*

By:

[Signature] _____

[Printed name] _____

(If Bidder is a corporation, a limited liability company, a partnership, or a joint venture, attach evidence of authority to sign.)

Attest:

[Signature] _____

[Printed name] _____

Title: _____

Submittal Date: _____

Address for giving notices:

Telephone Number: _____

Fax Number: _____

Contact Name and e-mail address: _____

Bidder's License No.: _____

(where applicable)

**SECTION 00 5200
AGREEMENT FORM**

PART 1 GENERAL

1.01 FORM OF AGREEMENT

1.02 THE AGREEMENT TO BE EXECUTED IS ATTACHED FOLLOWING THIS PAGE.

1.03 RELATED REQUIREMENTS

- A. Section 00 7200 - General Conditions.
- B. Section 00 7300 - Supplementary Conditions.

PART 2 PRODUCTS (NOT USED)

PART 3 EXECUTION (NOT USED)

END OF SECTION

This document has important legal consequences; consultation with an attorney is encouraged with respect to its use or modification. This document should be adapted to the particular circumstances of the contemplated Project and the controlling Laws and Regulations.

**AGREEMENT
BETWEEN OWNER AND CONTRACTOR FOR
Wallace Sewage Collection System
Hurricane Florence Pump Station Mitigation**

Prepared by



Issued and Published Jointly by



Copyright © 2013:

National Society of Professional Engineers
1420 King Street, Alexandria, VA 22314-2794
(703) 684-2882
www.nspe.org

American Council of Engineering Companies
1015 15th Street N.W., Washington, DC 20005
(202) 347-7474
www.acec.org

American Society of Civil Engineers
1801 Alexander Bell Drive, Reston, VA 20191-4400
(800) 548-2723
www.asce.org

The copyright for this EJCDC document is owned jointly by the three sponsoring organizations listed above. The National Society of Professional Engineers is the Copyright Administrator for the EJCDC documents; please direct all inquiries regarding EJCDC copyrights to NSPE.

NOTE: EJCDC publications may be purchased at www.ejcdc.org, or from any of the sponsoring organizations above.

**AGREEMENT
BETWEEN OWNER AND CONTRACTOR
FOR CONSTRUCTION CONTRACT (STIPULATED PRICE)**

THIS AGREEMENT is by and between The Town of Wallace (“Owner”) and
____ (“Contractor”).

Owner and Contractor hereby agree as follows:

ARTICLE 1 – WORK

- 1.01 Contractor shall complete all Work as specified or indicated in the Contract Documents. The Work is generally described as follows:
- A. Replacement of electrical distribution system and controls.
 - B. Replacement of diesel fueled emergency generator.
 - C. Rewiring as indicated or specified.
 - D. Structural renovations to raise the electrical components above historical flood elevations.

ARTICLE 2 – THE PROJECT

- A. The Project, of which the Work under the Contract Documents is a part, is generally described as follows: *Brown’s Pump Station – Hurricane Florence Repairs.*
- 2.02

ARTICLE 3 – ENGINEER

- 3.01 The part of the Project that pertains to the Work has been designed by Stroud Engineering, PA.
- 3.02 The Owner has retained Stroud Engineering, PA (“Engineer”) to act as Owner’s representative, assume all duties and responsibilities, and have the rights and authority assigned to Engineer in the Contract Documents in connection with the completion of the Work in accordance with the Contract Documents.

ARTICLE 4 – CONTRACT TIMES

- 4.01 *Time of the Essence*
- A. All time limits for Milestones, if any, Substantial Completion, and completion and readiness for final payment as stated in the Contract Documents are of the essence of the Contract.
- 4.02 *Contract Times: Days*
- A. The Work will be substantially completed within 60 days after the date when the Contract Times commence to run as provided in Paragraph 4.01 of the General Conditions, and completed and ready for final payment in accordance with Paragraph 15.06 of the General Conditions within 75 days after the date when the Contract Times commence to run.

ARTICLE 5 – CONTRACT PRICE

5.01 Owner shall pay Contractor for completion of the Work in accordance with the Contract Documents the amounts that follow, subject to adjustment under the Contract:

- A. For all Work a lump sum of: \$_____.

ARTICLE 6 – PAYMENT PROCEDURES

6.01 *Submittal and Processing of Payments*

- A. Contractor shall submit Applications for Payment in accordance with Article 15 of the General Conditions. Applications for Payment will be processed by Engineer as provided in the General Conditions.

6.02 *Progress Payments; Retainage*

- A. Owner shall make progress payments on account of the Contract Price on the basis of Contractor's Applications for Payment on or about the 15th day of each month during performance of the Work as provided in Paragraph 6.02.A.1 below, provided that such Applications for Payment have been submitted in a timely manner and otherwise meet the requirements of the Contract. All such payments will be measured by the Schedule of Values established as provided in the General Conditions (and in the case of Unit Price Work based on the number of units completed) or, in the event there is no Schedule of Values, as provided elsewhere in the Contract.

1. Prior to Substantial Completion, progress payments will be made in an amount equal to the percentage indicated below but, in each case, less the aggregate of payments previously made and less such amounts as Owner may withhold, including but not limited to liquidated damages, in accordance with the Contract

- a. 95 percent of Work completed (with the balance being retainage). If the Work has been 50 percent completed as determined by Engineer, and if the character and progress of the Work have been satisfactory to Owner and Engineer, then as long as the character and progress of the Work remain satisfactory to Owner and Engineer, there will be no additional retainage; and
- b. 95 percent of cost of materials and equipment not incorporated in the Work (with the balance being retainage).

- B. Upon Substantial Completion, Owner shall pay an amount sufficient to increase total payments to Contractor to 95 percent of the Work completed.

6.03 *Final Payment*

- A. Upon final completion and acceptance of the Work in accordance with Paragraph 15.06 of the General Conditions, Owner shall pay the remainder of the Contract Price as recommended by Engineer as provided in said Paragraph 15.06.

ARTICLE 7 – INTEREST (OMIT)

ARTICLE 8 – CONTRACTOR’S REPRESENTATIONS

- 8.01 In order to induce Owner to enter into this Contract, Contractor makes the following representations:
- A. Contractor has examined and carefully studied the Contract Documents, and any data and reference items identified in the Contract Documents.
 - B. Contractor has visited the Site, conducted a thorough, alert visual examination of the Site and adjacent areas, and become familiar with and is satisfied as to the general, local, and Site conditions that may affect cost, progress, and performance of the Work.
 - C. Contractor is familiar with and is satisfied as to all Laws and Regulations that may affect cost, progress, and performance of the Work.
 - D. Contractor has considered the information known to Contractor itself; information commonly known to contractors doing business in the locality of the Site; information and observations obtained from visits to the Site; and the Contract Documents; with respect to the effect of such information, observations, and documents on (1) the cost, progress, and performance of the Work; (2) the means, methods, techniques, sequences, and procedures of construction to be employed by Contractor; and (3) Contractor’s safety precautions and programs.
 - E. Based on the information and observations referred to in the preceding paragraph, Contractor agrees that no further examinations, investigations, explorations, tests, studies, or data are necessary for the performance of the Work at the Contract Price, within the Contract Times, and in accordance with the other terms and conditions of the Contract.
 - F. Contractor is aware of the general nature of work to be performed by Owner and others at the Site that relates to the Work as indicated in the Contract Documents.
 - G. Contractor has given Engineer written notice of all conflicts, errors, ambiguities, or discrepancies that Contractor has discovered in the Contract Documents, and the written resolution thereof by Engineer is acceptable to Contractor.
 - H. The Contract Documents are generally sufficient to indicate and convey understanding of all terms and conditions for performance and furnishing of the Work.
 - I. Contractor’s entry into this Contract constitutes an incontrovertible representation by Contractor that without exception all prices in the Agreement are premised upon performing and furnishing the Work required by the Contract Documents.

ARTICLE 9 – CONTRACT DOCUMENTS

9.01 *Contents*

- A. The Contract Documents consist of the following:
 - 1. This Agreement (pages 1 to , inclusive).
 - 2. Performance bond (pages to , inclusive).
 - 3. Payment bond (pages to , inclusive).
 - 4. Other bonds.
 - a. (pages to , inclusive).

NOTE(S) TO USER:

Such other bonds might include maintenance or warranty bonds intended to manage risk after completion of the Work.

5. General Conditions (pages [] to [], inclusive).
 6. Supplementary Conditions (pages [] to [], inclusive).
 7. Specifications as listed in the table of contents of the Project Manual.
 8. Drawings (not attached but incorporated by reference) consisting of [] sheets with each sheet bearing the following general title: [] **[or]** the Drawings listed on the attached sheet index.
 9. Addenda (numbers [] to [], inclusive).
 10. Exhibits to this Agreement (enumerated as follows):
 - a. Contractor's Bid (pages [] to [], inclusive).
 11. The following which may be delivered or issued on or after the Effective Date of the Contract and are not attached hereto:
 - a. Notice to Proceed.
 - b. Work Change Directives.
 - c. Change Orders.
 - d. Field Orders.
- B. The documents listed in Paragraph 9.01.A are attached to this Agreement (except as expressly noted otherwise above).
- C. There are no Contract Documents other than those listed above in this Article 9.
- D. The Contract Documents may only be amended, modified, or supplemented as provided in the General Conditions.

ARTICLE 10 – MISCELLANEOUS

10.01 Terms

- A. Terms used in this Agreement will have the meanings stated in the General Conditions and the Supplementary Conditions.

10.02 Assignment of Contract

- A. Unless expressly agreed to elsewhere in the Contract, no assignment by a party hereto of any rights under or interests in the Contract will be binding on another party hereto without the written consent of the party sought to be bound; and, specifically but without limitation, money that may become due and money that is due may not be assigned without such consent (except to the extent that the effect of this restriction may be limited by law), and unless specifically stated to the contrary in any written consent to an assignment, no assignment will release or discharge the assignor from any duty or responsibility under the Contract Documents.

10.03 *Successors and Assigns*

- A. Owner and Contractor each binds itself, its successors, assigns, and legal representatives to the other party hereto, its successors, assigns, and legal representatives in respect to all covenants, agreements, and obligations contained in the Contract Documents.

10.04 *Severability*

- A. Any provision or part of the Contract Documents held to be void or unenforceable under any Law or Regulation shall be deemed stricken, and all remaining provisions shall continue to be valid and binding upon Owner and Contractor, who agree that the Contract Documents shall be reformed to replace such stricken provision or part thereof with a valid and enforceable provision that comes as close as possible to expressing the intention of the stricken provision.

10.05 *Contractor's Certifications*

- A. Contractor certifies that it has not engaged in corrupt, fraudulent, collusive, or coercive practices in competing for or in executing the Contract. For the purposes of this Paragraph 10.05:
 - 1. "corrupt practice" means the offering, giving, receiving, or soliciting of any thing of value likely to influence the action of a public official in the bidding process or in the Contract execution;
 - 2. "fraudulent practice" means an intentional misrepresentation of facts made (a) to influence the bidding process or the execution of the Contract to the detriment of Owner, (b) to establish Bid or Contract prices at artificial non-competitive levels, or (c) to deprive Owner of the benefits of free and open competition;
 - 3. "collusive practice" means a scheme or arrangement between two or more Bidders, with or without the knowledge of Owner, a purpose of which is to establish Bid prices at artificial, non-competitive levels; and
 - 4. "coercive practice" means harming or threatening to harm, directly or indirectly, persons or their property to influence their participation in the bidding process or affect the execution of the Contract.

10.06 *Other Provisions*

- A. Owner stipulates that if the General Conditions that are made a part of this Contract are based on EJCDC® C-700, Standard General Conditions for the Construction Contract, published by the Engineers Joint Contract Documents Committee®, and if Owner is the party that has furnished said General Conditions, then Owner has plainly shown all modifications to the standard wording of such published document to the Contractor, through a process such as highlighting or "track changes" (redline/strikeout), or in the Supplementary Conditions.

IN WITNESS WHEREOF, Owner and Contractor have signed this Agreement.

This Agreement will be effective on _____ (which is the Effective Date of the Contract).

OWNER:

CONTRACTOR:

By: _____

By: _____

Title: _____

Title: _____

(If Contractor is a corporation, a partnership, or a joint venture, attach evidence of authority to sign.)

Attest: _____

Attest: _____

Title: _____

Title: _____

Address for giving notices:

Address for giving notices:

License No.: _____

(where applicable)

(If Owner is a corporation, attach evidence of authority to sign. If Owner is a public body, attach evidence of authority to sign and resolution or other documents authorizing execution of this Agreement.)

SECTION 00 7200
GENERAL CONDITIONS

FORM OF GENERAL CONDITIONS

1.01 THE GENERAL CONDITIONS APPLICABLE TO THIS CONTRACT IS ATTACHED FOLLOWING THIS PAGE.

RELATED REQUIREMENTS

2.01 SECTION 00 7300 - SUPPLEMENTARY CONDITIONS.

END OF SECTION

This document has important legal consequences; consultation with an attorney is encouraged with respect to its use or modification. This document should be adapted to the particular circumstances of the contemplated Project and the controlling Laws and Regulations.

STANDARD GENERAL CONDITIONS OF THE CONSTRUCTION CONTRACT

Wallace Sewage Collection System Hurricane Florence Pump Station Mitigation

Prepared by



Issued and Published Jointly by



STANDARD GENERAL CONDITIONS OF THE CONSTRUCTION CONTRACT

TABLE OF CONTENTS

	Page
Article 1 – Definitions and Terminology	1
1.01 Defined Terms	1
1.02 Terminology	5
Article 2 – Preliminary Matters	6
2.01 Delivery of Bonds and Evidence of Insurance	6
2.02 Copies of Documents	6
2.03 Before Starting Construction	6
2.04 Preconstruction Conference; Designation of Authorized Representatives	7
2.05 Initial Acceptance of Schedules	7
2.06 Electronic Transmittals.....	7
Article 3 – Documents: Intent, Requirements, Reuse	8
3.01 Intent.....	8
3.02 Reference Standards	8
3.03 Reporting and Resolving Discrepancies	8
3.04 Requirements of the Contract Documents	9
3.05 Reuse of Documents	10
Article 4 – Commencement and Progress of the Work	10
4.01 Commencement of Contract Times; Notice to Proceed	10
4.02 Starting the Work.....	10
4.03 Reference Points	10
4.04 Progress Schedule	10
4.05 Delays in Contractor’s Progress	11
Article 5 – Availability of Lands; Subsurface and Physical Conditions; Hazardous Environmental Conditions	12
5.01 Availability of Lands	12
5.02 Use of Site and Other Areas	12

5.03	Subsurface and Physical Conditions.....	13
5.04	Differing Subsurface or Physical Conditions	14
5.05	Underground Facilities	15
5.06	Hazardous Environmental Conditions at Site.....	17
Article 6 – Bonds and Insurance		19
6.01	Performance, Payment, and Other Bonds	19
6.02	Insurance—General Provisions	19
6.03	Contractor’s Insurance	20
6.04	Owner’s Liability Insurance	23
6.05	Property Insurance.....	23
6.06	Waiver of Rights	25
6.07	Receipt and Application of Property Insurance Proceeds	25
Article 7 – Contractor’s Responsibilities.....		26
7.01	Supervision and Superintendence	26
7.02	Labor; Working Hours	26
7.03	Services, Materials, and Equipment.....	26
7.04	“Or Equals”	27
7.05	Substitutes	28
7.06	Concerning Subcontractors, Suppliers, and Others	29
7.07	Patent Fees and Royalties	31
7.08	Permits	31
7.09	Taxes	32
7.10	Laws and Regulations.....	32
7.11	Record Documents.....	32
7.12	Safety and Protection.....	32
7.13	Safety Representative	33
7.14	Hazard Communication Programs	33
7.15	Emergencies	34
7.16	Shop Drawings, Samples, and Other Submittals.....	34
7.17	Contractor’s General Warranty and Guarantee.....	36
7.18	Indemnification	37
7.19	Delegation of Professional Design Services	37
Article 8 – Other Work at the Site		38

8.01	Other Work	38
8.02	Coordination	39
8.03	Legal Relationships.....	39
Article 9 – Owner’s Responsibilities		40
9.01	Communications to Contractor.....	40
9.02	Replacement of Engineer	40
9.03	Furnish Data	40
9.04	Pay When Due.....	40
9.05	Lands and Easements; Reports, Tests, and Drawings	40
9.06	Insurance	40
9.07	Change Orders.....	40
9.08	Inspections, Tests, and Approvals.....	41
9.09	Limitations on Owner’s Responsibilities	41
9.10	Undisclosed Hazardous Environmental Condition.....	41
9.11	Evidence of Financial Arrangements.....	41
9.12	Safety Programs	41
Article 10 – Engineer’s Status During Construction.....		41
10.01	Owner’s Representative.....	41
10.02	Visits to Site.....	41
10.03	Project Representative.....	42
10.04	Rejecting Defective Work.....	42
10.05	Shop Drawings, Change Orders and Payments.....	42
10.06	Determinations for Unit Price Work	42
10.07	Decisions on Requirements of Contract Documents and Acceptability of Work	42
10.08	Limitations on Engineer’s Authority and Responsibilities.....	42
10.09	Compliance with Safety Program.....	43
Article 11 – Amending the Contract Documents; Changes in the Work.....		43
11.01	Amending and Supplementing Contract Documents	43
11.02	Owner-Authorized Changes in the Work	44
11.03	Unauthorized Changes in the Work.....	44
11.04	Change of Contract Price	44
11.05	Change of Contract Times	45
11.06	Change Proposals	45

11.07	Execution of Change Orders.....	46
11.08	Notification to Surety.....	47
Article 12 – Claims.....		47
12.01	Claims	47
Article 13 – Cost of the Work; Allowances; Unit Price Work		48
13.01	Cost of the Work	48
13.02	Allowances	50
13.03	Unit Price Work	51
Article 14 – Tests and Inspections; Correction, Removal or Acceptance of Defective Work		52
14.01	Access to Work.....	52
14.02	Tests, Inspections, and Approvals.....	52
14.03	Defective Work.....	53
14.04	Acceptance of Defective Work.....	53
14.05	Uncovering Work	53
14.06	Owner May Stop the Work	54
14.07	Owner May Correct Defective Work.....	54
Article 15 – Payments to Contractor; Set-Offs; Completion; Correction Period.....		55
15.01	Progress Payments	55
15.02	Contractor’s Warranty of Title	58
15.03	Substantial Completion	58
15.04	Partial Use or Occupancy	59
15.05	Final Inspection	59
15.06	Final Payment.....	59
15.07	Waiver of Claims	61
15.08	Correction Period	61
Article 16 – Suspension of Work and Termination		62
16.01	Owner May Suspend Work	62
16.02	Owner May Terminate for Cause	62
16.03	Owner May Terminate For Convenience	63
16.04	Contractor May Stop Work or Terminate	63
Article 17 – Final Resolution of Disputes.....		64
17.01	Methods and Procedures.....	64
Article 18 – Miscellaneous		64

18.01	Giving Notice	64
18.02	Computation of Times.....	64
18.03	Cumulative Remedies	64
18.04	Limitation of Damages	65
18.05	No Waiver	65
18.06	Survival of Obligations	65
18.07	Controlling Law	65
18.08	Headings.....	65

ARTICLE 1 – DEFINITIONS AND TERMINOLOGY

1.01 *Defined Terms*

- A. Wherever used in the Bidding Requirements or Contract Documents, a term printed with initial capital letters, including the term's singular and plural forms, will have the meaning indicated in the definitions below. In addition to terms specifically defined, terms with initial capital letters in the Contract Documents include references to identified articles and paragraphs, and the titles of other documents or forms.
1. *Addenda*—Written or graphic instruments issued prior to the opening of Bids which clarify, correct, or change the Bidding Requirements or the proposed Contract Documents.
 2. *Agreement*—The written instrument, executed by Owner and Contractor, that sets forth the Contract Price and Contract Times, identifies the parties and the Engineer, and designates the specific items that are Contract Documents.
 3. *Application for Payment*—The form acceptable to Engineer which is to be used by Contractor during the course of the Work in requesting progress or final payments and which is to be accompanied by such supporting documentation as is required by the Contract Documents.
 4. *Bid*—The offer of a Bidder submitted on the prescribed form setting forth the prices for the Work to be performed.
 5. *Bidder*—An individual or entity that submits a Bid to Owner.
 6. *Bidding Documents*—The Bidding Requirements, the proposed Contract Documents, and all Addenda.
 7. *Bidding Requirements*—The advertisement or invitation to bid, Instructions to Bidders, Bid Bond or other Bid security, if any, the Bid Form, and the Bid with any attachments.
 8. *Change Order*—A document which is signed by Contractor and Owner and authorizes an addition, deletion, or revision in the Work or an adjustment in the Contract Price or the Contract Times, or other revision to the Contract, issued on or after the Effective Date of the Contract.
 9. *Change Proposal*—A written request by Contractor, duly submitted in compliance with the procedural requirements set forth herein, seeking an adjustment in Contract Price or Contract Times, or both; contesting an initial decision by Engineer concerning the requirements of the Contract Documents or the acceptability of Work under the Contract Documents; challenging a set-off against payments due; or seeking other relief with respect to the terms of the Contract.
 10. *Claim*—(a) A demand or assertion by Owner directly to Contractor, duly submitted in compliance with the procedural requirements set forth herein: seeking an adjustment of Contract Price or Contract Times, or both; contesting an initial decision by Engineer concerning the requirements of the Contract Documents or the acceptability of Work under the Contract Documents; contesting Engineer's decision regarding a Change Proposal; seeking resolution of a contractual issue that Engineer has declined to address; or seeking other relief with respect to the terms of the Contract; or (b) a demand or assertion by Contractor directly to Owner, duly submitted in compliance with the procedural requirements set forth herein, contesting Engineer's decision regarding a Change Proposal; or seeking resolution of a contractual issue that Engineer

has declined to address. A demand for money or services by a third party is not a Claim.

11. *Constituent of Concern*—Asbestos, petroleum, radioactive materials, polychlorinated biphenyls (PCBs), hazardous waste, and any substance, product, waste, or other material of any nature whatsoever that is or becomes listed, regulated, or addressed pursuant to (a) the Comprehensive Environmental Response, Compensation and Liability Act, 42 U.S.C. §§9601 et seq. (“CERCLA”); (b) the Hazardous Materials Transportation Act, 49 U.S.C. §§5101 et seq.; (c) the Resource Conservation and Recovery Act, 42 U.S.C. §§6901 et seq. (“RCRA”); (d) the Toxic Substances Control Act, 15 U.S.C. §§2601 et seq.; (e) the Clean Water Act, 33 U.S.C. §§1251 et seq.; (f) the Clean Air Act, 42 U.S.C. §§7401 et seq.; or (g) any other federal, state, or local statute, law, rule, regulation, ordinance, resolution, code, order, or decree regulating, relating to, or imposing liability or standards of conduct concerning, any hazardous, toxic, or dangerous waste, substance, or material.
12. *Contract*—The entire and integrated written contract between the Owner and Contractor concerning the Work.
13. *Contract Documents*—Those items so designated in the Agreement, and which together comprise the Contract.
14. *Contract Price*—The money that Owner has agreed to pay Contractor for completion of the Work in accordance with the Contract Documents. .
15. *Contract Times*—The number of days or the dates by which Contractor shall: (a) achieve Milestones, if any; (b) achieve Substantial Completion; and (c) complete the Work.
16. *Contractor*—The individual or entity with which Owner has contracted for performance of the Work.
17. *Cost of the Work*—See Paragraph 13.01 for definition.
18. *Drawings*—The part of the Contract that graphically shows the scope, extent, and character of the Work to be performed by Contractor.
19. *Effective Date of the Contract*—The date, indicated in the Agreement, on which the Contract becomes effective.
20. *Engineer*—The individual or entity named as such in the Agreement.
21. *Field Order*—A written order issued by Engineer which requires minor changes in the Work but does not change the Contract Price or the Contract Times.
22. *Hazardous Environmental Condition*—The presence at the Site of Constituents of Concern in such quantities or circumstances that may present a danger to persons or property exposed thereto. The presence at the Site of materials that are necessary for the execution of the Work, or that are to be incorporated in the Work, and that are controlled and contained pursuant to industry practices, Laws and Regulations, and the requirements of the Contract, does not establish a Hazardous Environmental Condition.
23. *Laws and Regulations; Laws or Regulations*—Any and all applicable laws, statutes, rules, regulations, ordinances, codes, and orders of any and all governmental bodies, agencies, authorities, and courts having jurisdiction.

24. *Liens*—Charges, security interests, or encumbrances upon Contract-related funds, real property, or personal property.
25. *Milestone*—A principal event in the performance of the Work that the Contract requires Contractor to achieve by an intermediate completion date or by a time prior to Substantial Completion of all the Work.
26. *Notice of Award*—The written notice by Owner to a Bidder of Owner's acceptance of the Bid.
27. *Notice to Proceed*—A written notice by Owner to Contractor fixing the date on which the Contract Times will commence to run and on which Contractor shall start to perform the Work.
28. *Owner*—The individual or entity with which Contractor has contracted regarding the Work, and which has agreed to pay Contractor for the performance of the Work, pursuant to the terms of the Contract.
29. *Progress Schedule*—A schedule, prepared and maintained by Contractor, describing the sequence and duration of the activities comprising the Contractor's plan to accomplish the Work within the Contract Times.
30. *Project*—The total undertaking to be accomplished for Owner by engineers, contractors, and others, including planning, study, design, construction, testing, commissioning, and start-up, and of which the Work to be performed under the Contract Documents is a part.
31. *Project Manual*—The written documents prepared for, or made available for, procuring and constructing the Work, including but not limited to the Bidding Documents or other construction procurement documents, geotechnical and existing conditions information, the Agreement, bond forms, General Conditions, Supplementary Conditions, and Specifications. The contents of the Project Manual may be bound in one or more volumes.
32. *Resident Project Representative*—The authorized representative of Engineer assigned to assist Engineer at the Site. As used herein, the term Resident Project Representative or "RPR" includes any assistants or field staff of Resident Project Representative.
33. *Samples*—Physical examples of materials, equipment, or workmanship that are representative of some portion of the Work and that establish the standards by which such portion of the Work will be judged.
34. *Schedule of Submittals*—A schedule, prepared and maintained by Contractor, of required submittals and the time requirements for Engineer's review of the submittals and the performance of related construction activities.
35. *Schedule of Values*—A schedule, prepared and maintained by Contractor, allocating portions of the Contract Price to various portions of the Work and used as the basis for reviewing Contractor's Applications for Payment.
36. *Shop Drawings*—All drawings, diagrams, illustrations, schedules, and other data or information that are specifically prepared or assembled by or for Contractor and submitted by Contractor to illustrate some portion of the Work. Shop Drawings, whether approved or not, are not Drawings and are not Contract Documents.

37. *Site*—Lands or areas indicated in the Contract Documents as being furnished by Owner upon which the Work is to be performed, including rights-of-way and easements, and such other lands furnished by Owner which are designated for the use of Contractor.
38. *Specifications*—The part of the Contract that consists of written requirements for materials, equipment, systems, standards, and workmanship as applied to the Work, and certain administrative requirements and procedural matters applicable to the Work.
39. *Subcontractor*—An individual or entity having a direct contract with Contractor or with any other Subcontractor for the performance of a part of the Work.
40. *Substantial Completion*—The time at which the Work (or a specified part thereof) has progressed to the point where, in the opinion of Engineer, the Work (or a specified part thereof) is sufficiently complete, in accordance with the Contract Documents, so that the Work (or a specified part thereof) can be utilized for the purposes for which it is intended. The terms “substantially complete” and “substantially completed” as applied to all or part of the Work refer to Substantial Completion thereof.
41. *Successful Bidder*—The Bidder whose Bid the Owner accepts, and to which the Owner makes an award of contract, subject to stated conditions.
42. *Supplementary Conditions*—The part of the Contract that amends or supplements these General Conditions.
43. *Supplier*—A manufacturer, fabricator, supplier, distributor, materialman, or vendor having a direct contract with Contractor or with any Subcontractor to furnish materials or equipment to be incorporated in the Work by Contractor or a Subcontractor.
44. *Technical Data*—Those items expressly identified as Technical Data in the Supplementary Conditions, with respect to either (a) subsurface conditions at the Site, or physical conditions relating to existing surface or subsurface structures at the Site (except Underground Facilities) or (b) Hazardous Environmental Conditions at the Site. If no such express identifications of Technical Data have been made with respect to conditions at the Site, then the data contained in boring logs, recorded measurements of subsurface water levels, laboratory test results, and other factual, objective information regarding conditions at the Site that are set forth in any geotechnical or environmental report prepared for the Project and made available to Contractor are hereby defined as Technical Data with respect to conditions at the Site under Paragraphs 5.03, 5.04, and 5.06.
45. *Underground Facilities*—All underground pipelines, conduits, ducts, cables, wires, manholes, vaults, tanks, tunnels, or other such facilities or attachments, and any encasements containing such facilities, including but not limited to those that convey electricity, gases, steam, liquid petroleum products, telephone or other communications, fiber optic transmissions, cable television, water, wastewater, storm water, other liquids or chemicals, or traffic or other control systems.
46. *Unit Price Work*—Work to be paid for on the basis of unit prices.
47. *Work*—The entire construction or the various separately identifiable parts thereof required to be provided under the Contract Documents. Work includes and is the result of performing or providing all labor, services, and documentation necessary to produce such construction; furnishing, installing, and incorporating all materials and equipment into such construction; and may include related services such as testing, start-up, and commissioning, all as required by the Contract Documents.

48. *Work Change Directive*—A written directive to Contractor issued on or after the Effective Date of the Contract, signed by Owner and recommended by Engineer, ordering an addition, deletion, or revision in the Work.

1.02 Terminology

- A. The words and terms discussed in the following paragraphs are not defined but, when used in the Bidding Requirements or Contract Documents, have the indicated meaning.
- B. *Intent of Certain Terms or Adjectives:*
1. The Contract Documents include the terms “as allowed,” “as approved,” “as ordered,” “as directed” or terms of like effect or import to authorize an exercise of professional judgment by Engineer. In addition, the adjectives “reasonable,” “suitable,” “acceptable,” “proper,” “satisfactory,” or adjectives of like effect or import are used to describe an action or determination of Engineer as to the Work. It is intended that such exercise of professional judgment, action, or determination will be solely to evaluate, in general, the Work for compliance with the information in the Contract Documents and with the design concept of the Project as a functioning whole as shown or indicated in the Contract Documents (unless there is a specific statement indicating otherwise). The use of any such term or adjective is not intended to and shall not be effective to assign to Engineer any duty or authority to supervise or direct the performance of the Work, or any duty or authority to undertake responsibility contrary to the provisions of Article 10 or any other provision of the Contract Documents.
- C. *Day:*
1. The word “day” means a calendar day of 24 hours measured from midnight to the next midnight.
- D. *Defective:*
1. The word “defective,” when modifying the word “Work,” refers to Work that is unsatisfactory, faulty, or deficient in that it:
 - a. does not conform to the Contract Documents; or
 - b. does not meet the requirements of any applicable inspection, reference standard, test, or approval referred to in the Contract Documents; or
 - c. has been damaged prior to Engineer’s recommendation of final payment (unless responsibility for the protection thereof has been assumed by Owner at Substantial Completion in accordance with Paragraph 15.03 or 15.04).
- E. *Furnish, Install, Perform, Provide:*
1. The word “furnish,” when used in connection with services, materials, or equipment, shall mean to supply and deliver said services, materials, or equipment to the Site (or some other specified location) ready for use or installation and in usable or operable condition.
 2. The word “install,” when used in connection with services, materials, or equipment, shall mean to put into use or place in final position said services, materials, or equipment complete and ready for intended use.

3. The words “perform” or “provide,” when used in connection with services, materials, or equipment, shall mean to furnish and install said services, materials, or equipment complete and ready for intended use.
 4. If the Contract Documents establish an obligation of Contractor with respect to specific services, materials, or equipment, but do not expressly use any of the four words “furnish,” “install,” “perform,” or “provide,” then Contractor shall furnish and install said services, materials, or equipment complete and ready for intended use.
- F. Unless stated otherwise in the Contract Documents, words or phrases that have a well-known technical or construction industry or trade meaning are used in the Contract Documents in accordance with such recognized meaning.

ARTICLE 2 – PRELIMINARY MATTERS

2.01 *Delivery of Bonds and Evidence of Insurance*

- A. *Bonds*: When Contractor delivers the executed counterparts of the Agreement to Owner, Contractor shall also deliver to Owner such bonds as Contractor may be required to furnish.
- B. *Evidence of Contractor’s Insurance*: When Contractor delivers the executed counterparts of the Agreement to Owner, Contractor shall also deliver to Owner, with copies to each named insured and additional insured (as identified in the Supplementary Conditions or elsewhere in the Contract), the certificates and other evidence of insurance required to be provided by Contractor in accordance with Article 6.
- C. *Evidence of Owner’s Insurance*: After receipt of the executed counterparts of the Agreement and all required bonds and insurance documentation, Owner shall promptly deliver to Contractor, with copies to each named insured and additional insured (as identified in the Supplementary Conditions or otherwise), the certificates and other evidence of insurance required to be provided by Owner under Article 6.

2.02 *Copies of Documents*

- A. Owner shall furnish to Contractor four printed copies of the Contract (including one fully executed counterpart of the Agreement), and one copy in electronic portable document format (PDF). Additional printed copies will be furnished upon request at the cost of reproduction.
- B. Owner shall maintain and safeguard at least one original printed record version of the Contract, including Drawings and Specifications signed and sealed by Engineer and other design professionals. Owner shall make such original printed record version of the Contract available to Contractor for review. Owner may delegate the responsibilities under this provision to Engineer.

2.03 *Before Starting Construction*

- A. *Preliminary Schedules*: Within 10 days after the Effective Date of the Contract (or as otherwise specifically required by the Contract Documents), Contractor shall submit to Engineer for timely review:
 1. a preliminary Progress Schedule indicating the times (numbers of days or dates) for starting and completing the various stages of the Work, including any Milestones specified in the Contract;
 2. a preliminary Schedule of Submittals; and

3. a preliminary Schedule of Values for all of the Work which includes quantities and prices of items which when added together equal the Contract Price and subdivides the Work into component parts in sufficient detail to serve as the basis for progress payments during performance of the Work. Such prices will include an appropriate amount of overhead and profit applicable to each item of Work.

2.04 *Preconstruction Conference; Designation of Authorized Representatives*

- A. Before any Work at the Site is started, a conference attended by Owner, Contractor, Engineer, and others as appropriate will be held to establish a working understanding among the parties as to the Work and to discuss the schedules referred to in Paragraph 2.03.A, procedures for handling Shop Drawings, Samples, and other submittals, processing Applications for Payment, electronic or digital transmittals, and maintaining required records.
- B. At this conference Owner and Contractor each shall designate, in writing, a specific individual to act as its authorized representative with respect to the services and responsibilities under the Contract. Such individuals shall have the authority to transmit and receive information, render decisions relative to the Contract, and otherwise act on behalf of each respective party.

2.05 *Initial Acceptance of Schedules*

- A. At least 10 days before submission of the first Application for Payment a conference, attended by Contractor, Engineer, and others as appropriate, will be held to review for acceptability to Engineer as provided below the schedules submitted in accordance with Paragraph 2.03.A. Contractor shall have an additional 10 days to make corrections and adjustments and to complete and resubmit the schedules. No progress payment shall be made to Contractor until acceptable schedules are submitted to Engineer.
 1. The Progress Schedule will be acceptable to Engineer if it provides an orderly progression of the Work to completion within the Contract Times. Such acceptance will not impose on Engineer responsibility for the Progress Schedule, for sequencing, scheduling, or progress of the Work, nor interfere with or relieve Contractor from Contractor's full responsibility therefor.
 2. Contractor's Schedule of Submittals will be acceptable to Engineer if it provides a workable arrangement for reviewing and processing the required submittals.
 3. Contractor's Schedule of Values will be acceptable to Engineer as to form and substance if it provides a reasonable allocation of the Contract Price to the component parts of the Work.

2.06 *Electronic Transmittals*

- A. Except as otherwise stated elsewhere in the Contract, the Owner, Engineer, and Contractor may transmit, and shall accept, Project-related correspondence, text, data, documents, drawings, information, and graphics, including but not limited to Shop Drawings and other submittals, in electronic media or digital format, either directly, or through access to a secure Project website.
- B. If the Contract does not establish protocols for electronic or digital transmittals, then Owner, Engineer, and Contractor shall jointly develop such protocols.
- C. When transmitting items in electronic media or digital format, the transmitting party makes no representations as to long term compatibility, usability, or readability of the items resulting from the recipient's use of software application packages, operating systems, or

computer hardware differing from those used in the drafting or transmittal of the items, or from those established in applicable transmittal protocols.

ARTICLE 3 – DOCUMENTS: INTENT, REQUIREMENTS, REUSE

3.01 *Intent*

- A. The Contract Documents are complementary; what is required by one is as binding as if required by all.
- B. It is the intent of the Contract Documents to describe a functionally complete project (or part thereof) to be constructed in accordance with the Contract Documents.
- C. Unless otherwise stated in the Contract Documents, if there is a discrepancy between the electronic or digital versions of the Contract Documents (including any printed copies derived from such electronic or digital versions) and the printed record version, the printed record version shall govern.
- D. The Contract supersedes prior negotiations, representations, and agreements, whether written or oral.
- E. Engineer will issue clarifications and interpretations of the Contract Documents as provided herein.

3.02 *Reference Standards*

- A. Standards Specifications, Codes, Laws and Regulations
 - 1. Reference in the Contract Documents to standard specifications, manuals, reference standards, or codes of any technical society, organization, or association, or to Laws or Regulations, whether such reference be specific or by implication, shall mean the standard specification, manual, reference standard, code, or Laws or Regulations in effect at the time of opening of Bids (or on the Effective Date of the Contract if there were no Bids), except as may be otherwise specifically stated in the Contract Documents.
 - 2. No provision of any such standard specification, manual, reference standard, or code, or any instruction of a Supplier, shall be effective to change the duties or responsibilities of Owner, Contractor, or Engineer, or any of their subcontractors, consultants, agents, or employees, from those set forth in the part of the Contract Documents prepared by or for Engineer. No such provision or instruction shall be effective to assign to Owner, Engineer, or any of their officers, directors, members, partners, employees, agents, consultants, or subcontractors, any duty or authority to supervise or direct the performance of the Work or any duty or authority to undertake responsibility inconsistent with the provisions of the part of the Contract Documents prepared by or for Engineer.

3.03 *Reporting and Resolving Discrepancies*

- A. *Reporting Discrepancies:*
 - 1. *Contractor's Verification of Figures and Field Measurements:* Before undertaking each part of the Work, Contractor shall carefully study the Contract Documents, and check and verify pertinent figures and dimensions therein, particularly with respect to applicable field measurements. Contractor shall promptly report in writing to Engineer any conflict, error, ambiguity, or discrepancy that Contractor discovers, or has actual knowledge of, and shall not proceed with any Work affected thereby until the conflict,

error, ambiguity, or discrepancy is resolved, by a clarification or interpretation by Engineer, or by an amendment or supplement to the Contract Documents issued pursuant to Paragraph 11.01.

2. *Contractor's Review of Contract Documents:* If, before or during the performance of the Work, Contractor discovers any conflict, error, ambiguity, or discrepancy within the Contract Documents, or between the Contract Documents and (a) any applicable Law or Regulation, (b) actual field conditions, (c) any standard specification, manual, reference standard, or code, or (d) any instruction of any Supplier, then Contractor shall promptly report it to Engineer in writing. Contractor shall not proceed with the Work affected thereby (except in an emergency as required by Paragraph 7.15) until the conflict, error, ambiguity, or discrepancy is resolved, by a clarification or interpretation by Engineer, or by an amendment or supplement to the Contract Documents issued pursuant to Paragraph 11.01.
3. Contractor shall not be liable to Owner or Engineer for failure to report any conflict, error, ambiguity, or discrepancy in the Contract Documents unless Contractor had actual knowledge thereof.

B. *Resolving Discrepancies:*

1. Except as may be otherwise specifically stated in the Contract Documents, the provisions of the part of the Contract Documents prepared by or for Engineer shall take precedence in resolving any conflict, error, ambiguity, or discrepancy between such provisions of the Contract Documents and:
 - a. the provisions of any standard specification, manual, reference standard, or code, or the instruction of any Supplier (whether or not specifically incorporated by reference as a Contract Document); or
 - b. the provisions of any Laws or Regulations applicable to the performance of the Work (unless such an interpretation of the provisions of the Contract Documents would result in violation of such Law or Regulation).

3.04 *Requirements of the Contract Documents*

- A. During the performance of the Work and until final payment, Contractor and Owner shall submit to the Engineer all matters in question concerning the requirements of the Contract Documents (sometimes referred to as requests for information or interpretation—RFIs), or relating to the acceptability of the Work under the Contract Documents, as soon as possible after such matters arise. Engineer will be the initial interpreter of the requirements of the Contract Documents, and judge of the acceptability of the Work thereunder.
- B. Engineer will, with reasonable promptness, render a written clarification, interpretation, or decision on the issue submitted, or initiate an amendment or supplement to the Contract Documents. Engineer's written clarification, interpretation, or decision will be final and binding on Contractor, unless it appeals by submitting a Change Proposal, and on Owner, unless it appeals by filing a Claim.
- C. If a submitted matter in question concerns terms and conditions of the Contract Documents that do not involve (1) the performance or acceptability of the Work under the Contract Documents, (2) the design (as set forth in the Drawings, Specifications, or otherwise), or (3) other engineering or technical matters, then Engineer will promptly give written notice to Owner and Contractor that Engineer is unable to provide a decision or interpretation. If Owner and Contractor are unable to agree on resolution of such a matter in question, either party may pursue resolution as provided in Article 12.

3.05 *Reuse of Documents*

- A. Contractor and its Subcontractors and Suppliers shall not:
 - 1. have or acquire any title to or ownership rights in any of the Drawings, Specifications, or other documents (or copies of any thereof) prepared by or bearing the seal of Engineer or its consultants, including electronic media editions, or reuse any such Drawings, Specifications, other documents, or copies thereof on extensions of the Project or any other project without written consent of Owner and Engineer and specific written verification or adaptation by Engineer; or
 - 2. have or acquire any title or ownership rights in any other Contract Documents, reuse any such Contract Documents for any purpose without Owner's express written consent, or violate any copyrights pertaining to such Contract Documents.
- B. The prohibitions of this Paragraph 3.05 will survive final payment, or termination of the Contract. Nothing herein shall preclude Contractor from retaining copies of the Contract Documents for record purposes.

ARTICLE 4 – COMMENCEMENT AND PROGRESS OF THE WORK

4.01 *Commencement of Contract Times; Notice to Proceed*

- A. The Contract Times will commence to run on the thirtieth day after the Effective Date of the Contract or, if a Notice to Proceed is given, on the day indicated in the Notice to Proceed. A Notice to Proceed may be given at any time within 30 days after the Effective Date of the Contract. In no event will the Contract Times commence to run later than the sixtieth day after the day of Bid opening or the thirtieth day after the Effective Date of the Contract, whichever date is earlier.

4.02 *Starting the Work*

- A. Contractor shall start to perform the Work on the date when the Contract Times commence to run. No Work shall be done at the Site prior to such date.

4.03 *Reference Points*

- A. Owner shall provide engineering surveys to establish reference points for construction which in Engineer's judgment are necessary to enable Contractor to proceed with the Work. Contractor shall be responsible for laying out the Work, shall protect and preserve the established reference points and property monuments, and shall make no changes or relocations without the prior written approval of Owner. Contractor shall report to Engineer whenever any reference point or property monument is lost or destroyed or requires relocation because of necessary changes in grades or locations, and shall be responsible for the accurate replacement or relocation of such reference points or property monuments by professionally qualified personnel.

4.04 *Progress Schedule*

- A. Contractor shall adhere to the Progress Schedule established in accordance with Paragraph 2.05 as it may be adjusted from time to time as provided below.
 - 1. Contractor shall submit to Engineer for acceptance (to the extent indicated in Paragraph 2.05) proposed adjustments in the Progress Schedule that will not result in changing the Contract Times.

2. Proposed adjustments in the Progress Schedule that will change the Contract Times shall be submitted in accordance with the requirements of Article 11.
- B. Contractor shall carry on the Work and adhere to the Progress Schedule during all disputes or disagreements with Owner. No Work shall be delayed or postponed pending resolution of any disputes or disagreements, or during any appeal process, except as permitted by Paragraph 16.04, or as Owner and Contractor may otherwise agree in writing.

4.05 *Delays in Contractor's Progress*

- A. If Owner, Engineer, or anyone for whom Owner is responsible, delays, disrupts, or interferes with the performance or progress of the Work, then Contractor shall be entitled to an equitable adjustment in the Contract Times and Contract Price. Contractor's entitlement to an adjustment of the Contract Times is conditioned on such adjustment being essential to Contractor's ability to complete the Work within the Contract Times.
- B. Contractor shall not be entitled to an adjustment in Contract Price or Contract Times for delay, disruption, or interference caused by or within the control of Contractor. Delay, disruption, and interference attributable to and within the control of a Subcontractor or Supplier shall be deemed to be within the control of Contractor.
- C. If Contractor's performance or progress is delayed, disrupted, or interfered with by unanticipated causes not the fault of and beyond the control of Owner, Contractor, and those for which they are responsible, then Contractor shall be entitled to an equitable adjustment in Contract Times. Contractor's entitlement to an adjustment of the Contract Times is conditioned on such adjustment being essential to Contractor's ability to complete the Work within the Contract Times. Such an adjustment shall be Contractor's sole and exclusive remedy for the delays, disruption, and interference described in this paragraph. Causes of delay, disruption, or interference that may give rise to an adjustment in Contract Times under this paragraph include but are not limited to the following:
 1. severe and unavoidable natural catastrophes such as fires, floods, epidemics, and earthquakes;
 2. abnormal weather conditions;
 3. acts or failures to act of utility owners (other than those performing other work at or adjacent to the Site by arrangement with the Owner, as contemplated in Article 8); and
 4. acts of war or terrorism.
- D. Delays, disruption, and interference to the performance or progress of the Work resulting from the existence of a differing subsurface or physical condition, an Underground Facility that was not shown or indicated by the Contract Documents, or not shown or indicated with reasonable accuracy, and those resulting from Hazardous Environmental Conditions, are governed by Article 5.
- E. Paragraph 8.03 governs delays, disruption, and interference to the performance or progress of the Work resulting from the performance of certain other work at or adjacent to the Site.
- F. Contractor shall not be entitled to an adjustment in Contract Price or Contract Times for any delay, disruption, or interference if such delay is concurrent with a delay, disruption, or interference caused by or within the control of Contractor.

- G. Contractor must submit any Change Proposal seeking an adjustment in Contract Price or Contract Times under this paragraph within 30 days of the commencement of the delaying, disrupting, or interfering event.

ARTICLE 5 – AVAILABILITY OF LANDS; SUBSURFACE AND PHYSICAL CONDITIONS; HAZARDOUS ENVIRONMENTAL CONDITIONS

5.01 *Availability of Lands*

- A. Owner shall furnish the Site. Owner shall notify Contractor of any encumbrances or restrictions not of general application but specifically related to use of the Site with which Contractor must comply in performing the Work.
- B. Upon reasonable written request, Owner shall furnish Contractor with a current statement of record legal title and legal description of the lands upon which permanent improvements are to be made and Owner's interest therein as necessary for giving notice of or filing a mechanic's or construction lien against such lands in accordance with applicable Laws and Regulations.
- C. Contractor shall provide for all additional lands and access thereto that may be required for temporary construction facilities or storage of materials and equipment.

5.02 *Use of Site and Other Areas*

A. *Limitation on Use of Site and Other Areas:*

- 1. Contractor shall confine construction equipment, temporary construction facilities, the storage of materials and equipment, and the operations of workers to the Site, adjacent areas that Contractor has arranged to use through construction easements or otherwise, and other adjacent areas permitted by Laws and Regulations, and shall not unreasonably encumber the Site and such other adjacent areas with construction equipment or other materials or equipment. Contractor shall assume full responsibility for (a) damage to the Site; (b) damage to any such other adjacent areas used for Contractor's operations; (c) damage to any other adjacent land or areas; and (d) for injuries and losses sustained by the owners or occupants of any such land or areas; provided that such damage or injuries result from the performance of the Work or from other actions or conduct of the Contractor or those for which Contractor is responsible.
- 2. If a damage or injury claim is made by the owner or occupant of any such land or area because of the performance of the Work, or because of other actions or conduct of the Contractor or those for which Contractor is responsible, Contractor shall (a) take immediate corrective or remedial action as required by Paragraph 7.12, or otherwise; (b) promptly attempt to settle the claim as to all parties through negotiations with such owner or occupant, or otherwise resolve the claim by arbitration or other dispute resolution proceeding, or at law; and (c) to the fullest extent permitted by Laws and Regulations, indemnify and hold harmless Owner and Engineer, and the officers, directors, members, partners, employees, agents, consultants and subcontractors of each and any of them from and against any such claim, and against all costs, losses, and damages (including but not limited to all fees and charges of engineers, architects, attorneys, and other professionals and all court or arbitration or other dispute resolution costs) arising out of or relating to any claim or action, legal or equitable, brought by any such owner or occupant against Owner, Engineer, or any other party indemnified hereunder to the extent caused directly or indirectly, in whole or in part

by, or based upon, Contractor's performance of the Work, or because of other actions or conduct of the Contractor or those for which Contractor is responsible.

- B. *Removal of Debris During Performance of the Work:* During the progress of the Work the Contractor shall keep the Site and other adjacent areas free from accumulations of waste materials, rubbish, and other debris. Removal and disposal of such waste materials, rubbish, and other debris shall conform to applicable Laws and Regulations.
- C. *Cleaning:* Prior to Substantial Completion of the Work Contractor shall clean the Site and the Work and make it ready for utilization by Owner. At the completion of the Work Contractor shall remove from the Site and adjacent areas all tools, appliances, construction equipment and machinery, and surplus materials and shall restore to original condition all property not designated for alteration by the Contract Documents.
- D. *Loading of Structures:* Contractor shall not load nor permit any part of any structure to be loaded in any manner that will endanger the structure, nor shall Contractor subject any part of the Work or adjacent structures or land to stresses or pressures that will endanger them.

5.03 *Subsurface and Physical Conditions*

- A. *Reports and Drawings:* The Supplementary Conditions identify:
 - 1. those reports known to Owner of explorations and tests of subsurface conditions at or adjacent to the Site;
 - 2. those drawings known to Owner of physical conditions relating to existing surface or subsurface structures at the Site (except Underground Facilities); and
 - 3. Technical Data contained in such reports and drawings.
- B. *Reliance by Contractor on Technical Data Authorized:* Contractor may rely upon the accuracy of the Technical Data expressly identified in the Supplementary Conditions with respect to such reports and drawings, but such reports and drawings are not Contract Documents. If no such express identification has been made, then Contractor may rely upon the accuracy of the Technical Data (as defined in Article 1) contained in any geotechnical or environmental report prepared for the Project and made available to Contractor. Except for such reliance on Technical Data, Contractor may not rely upon or make any claim against Owner or Engineer, or any of their officers, directors, members, partners, employees, agents, consultants, or subcontractors, with respect to:
 - 1. the completeness of such reports and drawings for Contractor's purposes, including, but not limited to, any aspects of the means, methods, techniques, sequences, and procedures of construction to be employed by Contractor, and safety precautions and programs incident thereto; or
 - 2. other data, interpretations, opinions, and information contained in such reports or shown or indicated in such drawings; or
 - 3. any Contractor interpretation of or conclusion drawn from any Technical Data or any such other data, interpretations, opinions, or information.

5.04 *Differing Subsurface or Physical Conditions*

- A. *Notice by Contractor:* If Contractor believes that any subsurface or physical condition that is uncovered or revealed at the Site either:
1. is of such a nature as to establish that any Technical Data on which Contractor is entitled to rely as provided in Paragraph 5.03 is materially inaccurate; or
 2. is of such a nature as to require a change in the Drawings or Specifications; or
 3. differs materially from that shown or indicated in the Contract Documents; or
 4. is of an unusual nature, and differs materially from conditions ordinarily encountered and generally recognized as inherent in work of the character provided for in the Contract Documents;

then Contractor shall, promptly after becoming aware thereof and before further disturbing the subsurface or physical conditions or performing any Work in connection therewith (except in an emergency as required by Paragraph 7.15), notify Owner and Engineer in writing about such condition. Contractor shall not further disturb such condition or perform any Work in connection therewith (except with respect to an emergency) until receipt of a written statement permitting Contractor to do so.

- B. *Engineer's Review:* After receipt of written notice as required by the preceding paragraph, Engineer will promptly review the subsurface or physical condition in question; determine the necessity of Owner's obtaining additional exploration or tests with respect to the condition; conclude whether the condition falls within any one or more of the differing site condition categories in Paragraph 5.04.A above; obtain any pertinent cost or schedule information from Contractor; prepare recommendations to Owner regarding the Contractor's resumption of Work in connection with the subsurface or physical condition in question and the need for any change in the Drawings or Specifications; and advise Owner in writing of Engineer's findings, conclusions, and recommendations.
- C. *Owner's Statement to Contractor Regarding Site Condition:* After receipt of Engineer's written findings, conclusions, and recommendations, Owner shall issue a written statement to Contractor (with a copy to Engineer) regarding the subsurface or physical condition in question, addressing the resumption of Work in connection with such condition, indicating whether any change in the Drawings or Specifications will be made, and adopting or rejecting Engineer's written findings, conclusions, and recommendations, in whole or in part.
- D. *Possible Price and Times Adjustments:*
1. Contractor shall be entitled to an equitable adjustment in Contract Price or Contract Times, or both, to the extent that the existence of a differing subsurface or physical condition, or any related delay, disruption, or interference, causes an increase or decrease in Contractor's cost of, or time required for, performance of the Work; subject, however, to the following:
 - a. such condition must fall within any one or more of the categories described in Paragraph 5.04.A;
 - b. with respect to Work that is paid for on a unit price basis, any adjustment in Contract Price will be subject to the provisions of Paragraph 13.03; and,

- c. Contractor's entitlement to an adjustment of the Contract Times is conditioned on such adjustment being essential to Contractor's ability to complete the Work within the Contract Times.
2. Contractor shall not be entitled to any adjustment in the Contract Price or Contract Times with respect to a subsurface or physical condition if:
 - a. Contractor knew of the existence of such condition at the time Contractor made a commitment to Owner with respect to Contract Price and Contract Times by the submission of a Bid or becoming bound under a negotiated contract, or otherwise; or
 - b. the existence of such condition reasonably could have been discovered or revealed as a result of any examination, investigation, exploration, test, or study of the Site and contiguous areas expressly required by the Bidding Requirements or Contract Documents to be conducted by or for Contractor prior to Contractor's making such commitment; or
 - c. Contractor failed to give the written notice as required by Paragraph 5.04.A.
3. If Owner and Contractor agree regarding Contractor's entitlement to and the amount or extent of any adjustment in the Contract Price or Contract Times, or both, then any such adjustment shall be set forth in a Change Order.
4. Contractor may submit a Change Proposal regarding its entitlement to or the amount or extent of any adjustment in the Contract Price or Contract Times, or both, no later than 30 days after Owner's issuance of the Owner's written statement to Contractor regarding the subsurface or physical condition in question.

5.05 *Underground Facilities*

- A. *Contractor's Responsibilities:* The information and data shown or indicated in the Contract Documents with respect to existing Underground Facilities at or adjacent to the Site is based on information and data furnished to Owner or Engineer by the owners of such Underground Facilities, including Owner, or by others. Unless it is otherwise expressly provided in the Supplementary Conditions:
 1. Owner and Engineer do not warrant or guarantee the accuracy or completeness of any such information or data provided by others; and
 2. the cost of all of the following will be included in the Contract Price, and Contractor shall have full responsibility for:
 - a. reviewing and checking all information and data regarding existing Underground Facilities at the Site;
 - b. locating all Underground Facilities shown or indicated in the Contract Documents as being at the Site;
 - c. coordination of the Work with the owners (including Owner) of such Underground Facilities, during construction; and
 - d. the safety and protection of all existing Underground Facilities at the Site, and repairing any damage thereto resulting from the Work.
- B. *Notice by Contractor:* If Contractor believes that an Underground Facility that is uncovered or revealed at the Site was not shown or indicated in the Contract Documents, or was not shown or indicated with reasonable accuracy, then Contractor shall, promptly after

becoming aware thereof and before further disturbing conditions affected thereby or performing any Work in connection therewith (except in an emergency as required by Paragraph 7.15), identify the owner of such Underground Facility and give written notice to that owner and to Owner and Engineer.

- C. *Engineer's Review:* Engineer will promptly review the Underground Facility and conclude whether such Underground Facility was not shown or indicated in the Contract Documents, or was not shown or indicated with reasonable accuracy; obtain any pertinent cost or schedule information from Contractor; prepare recommendations to Owner regarding the Contractor's resumption of Work in connection with the Underground Facility in question; determine the extent, if any, to which a change is required in the Drawings or Specifications to reflect and document the consequences of the existence or location of the Underground Facility; and advise Owner in writing of Engineer's findings, conclusions, and recommendations. During such time, Contractor shall be responsible for the safety and protection of such Underground Facility.
- D. *Owner's Statement to Contractor Regarding Underground Facility:* After receipt of Engineer's written findings, conclusions, and recommendations, Owner shall issue a written statement to Contractor (with a copy to Engineer) regarding the Underground Facility in question, addressing the resumption of Work in connection with such Underground Facility, indicating whether any change in the Drawings or Specifications will be made, and adopting or rejecting Engineer's written findings, conclusions, and recommendations in whole or in part.
- E. *Possible Price and Times Adjustments:*
 - 1. Contractor shall be entitled to an equitable adjustment in the Contract Price or Contract Times, or both, to the extent that any existing Underground Facility at the Site that was not shown or indicated in the Contract Documents, or was not shown or indicated with reasonable accuracy, or any related delay, disruption, or interference, causes an increase or decrease in Contractor's cost of, or time required for, performance of the Work; subject, however, to the following:
 - a. Contractor did not know of and could not reasonably have been expected to be aware of or to have anticipated the existence or actual location of the Underground Facility in question;
 - b. With respect to Work that is paid for on a unit price basis, any adjustment in Contract Price will be subject to the provisions of Paragraph 13.03;
 - c. Contractor's entitlement to an adjustment of the Contract Times is conditioned on such adjustment being essential to Contractor's ability to complete the Work within the Contract Times; and
 - d. Contractor gave the notice required in Paragraph 5.05.B.
 - 2. If Owner and Contractor agree regarding Contractor's entitlement to and the amount or extent of any adjustment in the Contract Price or Contract Times, or both, then any such adjustment shall be set forth in a Change Order.
 - 3. Contractor may submit a Change Proposal regarding its entitlement to or the amount or extent of any adjustment in the Contract Price or Contract Times, or both, no later than 30 days after Owner's issuance of the Owner's written statement to Contractor regarding the Underground Facility in question.

5.06 *Hazardous Environmental Conditions at Site*

- A. *Reports and Drawings:* The Supplementary Conditions identify:
1. those reports and drawings known to Owner relating to Hazardous Environmental Conditions that have been identified at or adjacent to the Site; and
 2. Technical Data contained in such reports and drawings.
- B. *Reliance by Contractor on Technical Data Authorized:* Contractor may rely upon the accuracy of the Technical Data expressly identified in the Supplementary Conditions with respect to such reports and drawings, but such reports and drawings are not Contract Documents. If no such express identification has been made, then Contractor may rely on the accuracy of the Technical Data (as defined in Article 1) contained in any geotechnical or environmental report prepared for the Project and made available to Contractor. Except for such reliance on Technical Data, Contractor may not rely upon or make any claim against Owner or Engineer, or any of their officers, directors, members, partners, employees, agents, consultants, or subcontractors with respect to:
1. the completeness of such reports and drawings for Contractor's purposes, including, but not limited to, any aspects of the means, methods, techniques, sequences and procedures of construction to be employed by Contractor and safety precautions and programs incident thereto; or
 2. other data, interpretations, opinions and information contained in such reports or shown or indicated in such drawings; or
 3. any Contractor interpretation of or conclusion drawn from any Technical Data or any such other data, interpretations, opinions or information.
- C. Contractor shall not be responsible for removing or remediating any Hazardous Environmental Condition encountered, uncovered, or revealed at the Site unless such removal or remediation is expressly identified in the Contract Documents to be within the scope of the Work.
- D. Contractor shall be responsible for controlling, containing, and duly removing all Constituents of Concern brought to the Site by Contractor, Subcontractors, Suppliers, or anyone else for whom Contractor is responsible, and for any associated costs; and for the costs of removing and remediating any Hazardous Environmental Condition created by the presence of any such Constituents of Concern.
- E. If Contractor encounters, uncovers, or reveals a Hazardous Environmental Condition whose removal or remediation is not expressly identified in the Contract Documents as being within the scope of the Work, or if Contractor or anyone for whom Contractor is responsible creates a Hazardous Environmental Condition, then Contractor shall immediately: (1) secure or otherwise isolate such condition; (2) stop all Work in connection with such condition and in any area affected thereby (except in an emergency as required by Paragraph 7.15); and (3) notify Owner and Engineer (and promptly thereafter confirm such notice in writing). Owner shall promptly consult with Engineer concerning the necessity for Owner to retain a qualified expert to evaluate such condition or take corrective action, if any. Promptly after consulting with Engineer, Owner shall take such actions as are necessary to permit Owner to timely obtain required permits and provide Contractor the written notice required by Paragraph 5.06.F. If Contractor or anyone for whom Contractor is responsible created the Hazardous Environmental Condition in question, then Owner may remove and remediate the Hazardous Environmental Condition, and impose a set-off against payments to account for the associated costs.

- F. Contractor shall not resume Work in connection with such Hazardous Environmental Condition or in any affected area until after Owner has obtained any required permits related thereto, and delivered written notice to Contractor either (1) specifying that such condition and any affected area is or has been rendered safe for the resumption of Work, or (2) specifying any special conditions under which such Work may be resumed safely.
- G. If Owner and Contractor cannot agree as to entitlement to or on the amount or extent, if any, of any adjustment in Contract Price or Contract Times, or both, as a result of such Work stoppage or such special conditions under which Work is agreed to be resumed by Contractor, then within 30 days of Owner's written notice regarding the resumption of Work, Contractor may submit a Change Proposal, or Owner may impose a set-off.
- H. If after receipt of such written notice Contractor does not agree to resume such Work based on a reasonable belief it is unsafe, or does not agree to resume such Work under such special conditions, then Owner may order the portion of the Work that is in the area affected by such condition to be deleted from the Work, following the contractual change procedures in Article 11. Owner may have such deleted portion of the Work performed by Owner's own forces or others in accordance with Article 8.
- I. To the fullest extent permitted by Laws and Regulations, Owner shall indemnify and hold harmless Contractor, Subcontractors, and Engineer, and the officers, directors, members, partners, employees, agents, consultants, and subcontractors of each and any of them from and against all claims, costs, losses, and damages (including but not limited to all fees and charges of engineers, architects, attorneys, and other professionals and all court or arbitration or other dispute resolution costs) arising out of or relating to a Hazardous Environmental Condition, provided that such Hazardous Environmental Condition (1) was not shown or indicated in the Drawings, Specifications, or other Contract Documents, identified as Technical Data entitled to limited reliance pursuant to Paragraph 5.06.B, or identified in the Contract Documents to be included within the scope of the Work, and (2) was not created by Contractor or by anyone for whom Contractor is responsible. Nothing in this Paragraph 5.06.I shall obligate Owner to indemnify any individual or entity from and against the consequences of that individual's or entity's own negligence.
- J. To the fullest extent permitted by Laws and Regulations, Contractor shall indemnify and hold harmless Owner and Engineer, and the officers, directors, members, partners, employees, agents, consultants, and subcontractors of each and any of them from and against all claims, costs, losses, and damages (including but not limited to all fees and charges of engineers, architects, attorneys, and other professionals and all court or arbitration or other dispute resolution costs) arising out of or relating to the failure to control, contain, or remove a Constituent of Concern brought to the Site by Contractor or by anyone for whom Contractor is responsible, or to a Hazardous Environmental Condition created by Contractor or by anyone for whom Contractor is responsible. Nothing in this Paragraph 5.06.J shall obligate Contractor to indemnify any individual or entity from and against the consequences of that individual's or entity's own negligence.
- K. The provisions of Paragraphs 5.03, 5.04, and 5.05 do not apply to the presence of Constituents of Concern or to a Hazardous Environmental Condition uncovered or revealed at the Site.

ARTICLE 6 – BONDS AND INSURANCE

6.01 *Performance, Payment, and Other Bonds*

- A. Contractor shall furnish a performance bond and a payment bond, each in an amount at least equal to the Contract Price, as security for the faithful performance and payment of all of Contractor's obligations under the Contract. These bonds shall remain in effect until one year after the date when final payment becomes due or until completion of the correction period specified in Paragraph 15.08, whichever is later, except as provided otherwise by Laws or Regulations, the Supplementary Conditions, or other specific provisions of the Contract. Contractor shall also furnish such other bonds as are required by the Supplementary Conditions or other specific provisions of the Contract.
- B. All bonds shall be in the form prescribed by the Contract except as provided otherwise by Laws or Regulations, and shall be executed by such sureties as are named in "Companies Holding Certificates of Authority as Acceptable Sureties on Federal Bonds and as Acceptable Reinsuring Companies" as published in Circular 570 (as amended and supplemented) by the Financial Management Service, Surety Bond Branch, U.S. Department of the Treasury. A bond signed by an agent or attorney-in-fact must be accompanied by a certified copy of that individual's authority to bind the surety. The evidence of authority shall show that it is effective on the date the agent or attorney-in-fact signed the accompanying bond.
- C. Contractor shall obtain the required bonds from surety companies that are duly licensed or authorized in the jurisdiction in which the Project is located to issue bonds in the required amounts.
- D. If the surety on a bond furnished by Contractor is declared bankrupt or becomes insolvent, or its right to do business is terminated in any state or jurisdiction where any part of the Project is located, or the surety ceases to meet the requirements above, then Contractor shall promptly notify Owner and Engineer and shall, within 20 days after the event giving rise to such notification, provide another bond and surety, both of which shall comply with the bond and surety requirements above.
- E. If Contractor has failed to obtain a required bond, Owner may exclude the Contractor from the Site and exercise Owner's termination rights under Article 16.
- F. Upon request, Owner shall provide a copy of the payment bond to any Subcontractor, Supplier, or other person or entity claiming to have furnished labor or materials used in the performance of the Work.

6.02 *Insurance—General Provisions*

- A. Owner and Contractor shall obtain and maintain insurance as required in this Article and in the Supplementary Conditions.
- B. All insurance required by the Contract to be purchased and maintained by Owner or Contractor shall be obtained from insurance companies that are duly licensed or authorized, in the state or jurisdiction in which the Project is located, to issue insurance policies for the required limits and coverages. Unless a different standard is indicated in the Supplementary Conditions, all companies that provide insurance policies required under this Contract shall have an A.M. Best rating of A-VII or better.
- C. Contractor shall deliver to Owner, with copies to each named insured and additional insured (as identified in this Article, in the Supplementary Conditions, or elsewhere in the Contract), certificates of insurance establishing that Contractor has obtained and is

maintaining the policies, coverages, and endorsements required by the Contract. Upon request by Owner or any other insured, Contractor shall also furnish other evidence of such required insurance, including but not limited to copies of policies and endorsements, and documentation of applicable self-insured retentions and deductibles. Contractor may block out (redact) any confidential premium or pricing information contained in any policy or endorsement furnished under this provision.

- D. Owner shall deliver to Contractor, with copies to each named insured and additional insured (as identified in this Article, the Supplementary Conditions, or elsewhere in the Contract), certificates of insurance establishing that Owner has obtained and is maintaining the policies, coverages, and endorsements required of Owner by the Contract (if any). Upon request by Contractor or any other insured, Owner shall also provide other evidence of such required insurance (if any), including but not limited to copies of policies and endorsements, and documentation of applicable self-insured retentions and deductibles. Owner may block out (redact) any confidential premium or pricing information contained in any policy or endorsement furnished under this provision.
- E. Failure of Owner or Contractor to demand such certificates or other evidence of the other party's full compliance with these insurance requirements, or failure of Owner or Contractor to identify a deficiency in compliance from the evidence provided, shall not be construed as a waiver of the other party's obligation to obtain and maintain such insurance.
- F. If either party does not purchase or maintain all of the insurance required of such party by the Contract, such party shall notify the other party in writing of such failure to purchase prior to the start of the Work, or of such failure to maintain prior to any change in the required coverage.
- G. If Contractor has failed to obtain and maintain required insurance, Owner may exclude the Contractor from the Site, impose an appropriate set-off against payment, and exercise Owner's termination rights under Article 16.
- H. Without prejudice to any other right or remedy, if a party has failed to obtain required insurance, the other party may elect to obtain equivalent insurance to protect such other party's interests at the expense of the party who was required to provide such coverage, and the Contract Price shall be adjusted accordingly.
- I. Owner does not represent that insurance coverage and limits established in this Contract necessarily will be adequate to protect Contractor or Contractor's interests.
- J. The insurance and insurance limits required herein shall not be deemed as a limitation on Contractor's liability under the indemnities granted to Owner and other individuals and entities in the Contract.

6.03 *Contractor's Insurance*

- A. *Workers' Compensation:* Contractor shall purchase and maintain workers' compensation and employer's liability insurance for:
 - 1. claims under workers' compensation, disability benefits, and other similar employee benefit acts.
 - 2. United States Longshoreman and Harbor Workers' Compensation Act and Jones Act coverage (if applicable).
 - 3. claims for damages because of bodily injury, occupational sickness or disease, or death of Contractor's employees (by stop-gap endorsement in monopolist worker's compensation states).

4. Foreign voluntary worker compensation (if applicable).
- B. *Commercial General Liability—Claims Covered:* Contractor shall purchase and maintain commercial general liability insurance, covering all operations by or on behalf of Contractor, on an occurrence basis, against:
1. claims for damages because of bodily injury, sickness or disease, or death of any person other than Contractor's employees.
 2. claims for damages insured by reasonably available personal injury liability coverage.
 3. claims for damages, other than to the Work itself, because of injury to or destruction of tangible property wherever located, including loss of use resulting therefrom.
- C. *Commercial General Liability—Form and Content:* Contractor's commercial liability policy shall be written on a 1996 (or later) ISO commercial general liability form (occurrence form) and include the following coverages and endorsements:
1. Products and completed operations coverage:
 - a. Such insurance shall be maintained for three years after final payment.
 - b. Contractor shall furnish Owner and each other additional insured (as identified in the Supplementary Conditions or elsewhere in the Contract) evidence of continuation of such insurance at final payment and three years thereafter.
 2. Blanket contractual liability coverage, to the extent permitted by law, including but not limited to coverage of Contractor's contractual indemnity obligations in Paragraph 7.18.
 3. Broad form property damage coverage.
 4. Severability of interest.
 5. Underground, explosion, and collapse coverage.
 6. Personal injury coverage.
 7. Additional insured endorsements that include both ongoing operations and products and completed operations coverage through ISO Endorsements CG 20 10 10 01 and CG 20 37 10 01 (together); or CG 20 10 07 04 and CG 20 37 07 04 (together); or their equivalent.
 8. For design professional additional insureds, ISO Endorsement CG 20 32 07 04, "Additional Insured—Engineers, Architects or Surveyors Not Engaged by the Named Insured" or its equivalent.
- D. *Automobile liability:* Contractor shall purchase and maintain automobile liability insurance against claims for damages because of bodily injury or death of any person or property damage arising out of the ownership, maintenance, or use of any motor vehicle. The automobile liability policy shall be written on an occurrence basis.
- E. *Umbrella or excess liability:* Contractor shall purchase and maintain umbrella or excess liability insurance written over the underlying employer's liability, commercial general liability, and automobile liability insurance described in the paragraphs above. Subject to industry-standard exclusions, the coverage afforded shall follow form as to each and every one of the underlying policies.
- F. *Contractor's pollution liability insurance:* Contractor shall purchase and maintain a policy covering third-party injury and property damage claims, including clean-up costs, as a result

of pollution conditions arising from Contractor's operations and completed operations. This insurance shall be maintained for no less than three years after final completion.

- G. *Additional insureds*: The Contractor's commercial general liability, automobile liability, umbrella or excess, and pollution liability policies shall include and list as additional insureds Owner and Engineer, and any individuals or entities identified in the Supplementary Conditions; include coverage for the respective officers, directors, members, partners, employees, agents, consultants, and subcontractors of each and any of all such additional insureds; and the insurance afforded to these additional insureds shall provide primary coverage for all claims covered thereby (including as applicable those arising from both ongoing and completed operations) on a non-contributory basis. Contractor shall obtain all necessary endorsements to support these requirements.
- H. *Contractor's professional liability insurance*: If Contractor will provide or furnish professional services under this Contract, through a delegation of professional design services or otherwise, then Contractor shall be responsible for purchasing and maintaining applicable professional liability insurance. This insurance shall provide protection against claims arising out of performance of professional design or related services, and caused by a negligent error, omission, or act for which the insured party is legally liable. It shall be maintained throughout the duration of the Contract and for a minimum of two years after Substantial Completion. If such professional design services are performed by a Subcontractor, and not by Contractor itself, then the requirements of this paragraph may be satisfied through the purchasing and maintenance of such insurance by such Subcontractor.
- I. *General provisions*: The policies of insurance required by this Paragraph 6.03 shall:
 - 1. include at least the specific coverages provided in this Article.
 - 2. be written for not less than the limits of liability provided in this Article and in the Supplementary Conditions, or required by Laws or Regulations, whichever is greater.
 - 3. contain a provision or endorsement that the coverage afforded will not be canceled, materially changed, or renewal refused until at least 10 days prior written notice has been given to Contractor. Within three days of receipt of any such written notice, Contractor shall provide a copy of the notice to Owner, Engineer, and each other insured under the policy.
 - 4. remain in effect at least until final payment (and longer if expressly required in this Article) and at all times thereafter when Contractor may be correcting, removing, or replacing defective Work as a warranty or correction obligation, or otherwise, or returning to the Site to conduct other tasks arising from the Contract Documents.
 - 5. be appropriate for the Work being performed and provide protection from claims that may arise out of or result from Contractor's performance of the Work and Contractor's other obligations under the Contract Documents, whether it is to be performed by Contractor, any Subcontractor or Supplier, or by anyone directly or indirectly employed by any of them to perform any of the Work, or by anyone for whose acts any of them may be liable.
- J. The coverage requirements for specific policies of insurance must be met by such policies, and not by reference to excess or umbrella insurance provided in other policies.

6.04 *Owner's Liability Insurance*

- A. In addition to the insurance required to be provided by Contractor under Paragraph 6.03, Owner, at Owner's option, may purchase and maintain at Owner's expense Owner's own liability insurance as will protect Owner against claims which may arise from operations under the Contract Documents.
- B. Owner's liability policies, if any, operate separately and independently from policies required to be provided by Contractor, and Contractor cannot rely upon Owner's liability policies for any of Contractor's obligations to the Owner, Engineer, or third parties.

6.05 *Property Insurance*

- A. *Builder's Risk:* Unless otherwise provided in the Supplementary Conditions, Contractor shall purchase and maintain builder's risk insurance upon the Work on a completed value basis, in the amount of the full insurable replacement cost thereof (subject to such deductible amounts as may be provided in the Supplementary Conditions or required by Laws and Regulations). This insurance shall:
 - 1. include the Owner and Contractor as named insureds, and all Subcontractors, and any individuals or entities required by the Supplementary Conditions to be insured under such builder's risk policy, as insureds or named insureds. For purposes of the remainder of this Paragraph 6.05, Paragraphs 6.06 and 6.07, and any corresponding Supplementary Conditions, the parties required to be insured shall collectively be referred to as "insureds."
 - 2. be written on a builder's risk "all risk" policy form that shall at least include insurance for physical loss or damage to the Work, temporary buildings, falsework, and materials and equipment in transit, and shall insure against at least the following perils or causes of loss: fire; lightning; windstorm; riot; civil commotion; terrorism; vehicle impact; aircraft; smoke; theft; vandalism and malicious mischief; mechanical breakdown, boiler explosion, and artificially generated electric current; earthquake; volcanic activity, and other earth movement; flood; collapse; explosion; debris removal; demolition occasioned by enforcement of Laws and Regulations; water damage (other than that caused by flood); and such other perils or causes of loss as may be specifically required by the Supplementary Conditions. If insurance against mechanical breakdown, boiler explosion, and artificially generated electric current; earthquake; volcanic activity, and other earth movement; or flood, are not commercially available under builder's risk policies, by endorsement or otherwise, such insurance may be provided through other insurance policies acceptable to Owner and Contractor.
 - 3. cover, as insured property, at least the following: (a) the Work and all materials, supplies, machinery, apparatus, equipment, fixtures, and other property of a similar nature that are to be incorporated into or used in the preparation, fabrication, construction, erection, or completion of the Work, including Owner-furnished or assigned property; (b) spare parts inventory required within the scope of the Contract; and (c) temporary works which are not intended to form part of the permanent constructed Work but which are intended to provide working access to the Site, or to the Work under construction, or which are intended to provide temporary support for the Work under construction, including scaffolding, form work, fences, shoring, falsework, and temporary structures.
 - 4. cover expenses incurred in the repair or replacement of any insured property (including but not limited to fees and charges of engineers and architects).

5. extend to cover damage or loss to insured property while in temporary storage at the Site or in a storage location outside the Site (but not including property stored at the premises of a manufacturer or Supplier).
 6. extend to cover damage or loss to insured property while in transit.
 7. allow for partial occupation or use of the Work by Owner, such that those portions of the Work that are not yet occupied or used by Owner shall remain covered by the builder's risk insurance.
 8. allow for the waiver of the insurer's subrogation rights, as set forth below.
 9. provide primary coverage for all losses and damages caused by the perils or causes of loss covered.
 10. not include a co-insurance clause.
 11. include an exception for ensuing losses from physical damage or loss with respect to any defective workmanship, design, or materials exclusions.
 12. include performance/hot testing and start-up.
 13. be maintained in effect, subject to the provisions herein regarding Substantial Completion and partial occupancy or use of the Work by Owner, until the Work is complete.
- B. *Notice of Cancellation or Change:* All the policies of insurance (and the certificates or other evidence thereof) required to be purchased and maintained in accordance with this Paragraph 6.05 will contain a provision or endorsement that the coverage afforded will not be canceled or materially changed or renewal refused until at least 10 days prior written notice has been given to the purchasing policyholder. Within three days of receipt of any such written notice, the purchasing policyholder shall provide a copy of the notice to each other insured.
- C. *Deductibles:* The purchaser of any required builder's risk or property insurance shall pay for costs not covered because of the application of a policy deductible.
- D. *Partial Occupancy or Use by Owner:* If Owner will occupy or use a portion or portions of the Work prior to Substantial Completion of all the Work as provided in Paragraph 15.04, then Owner (directly, if it is the purchaser of the builder's risk policy, or through Contractor) will provide notice of such occupancy or use to the builder's risk insurer. The builder's risk insurance shall not be canceled or permitted to lapse on account of any such partial use or occupancy; rather, those portions of the Work that are occupied or used by Owner may come off the builder's risk policy, while those portions of the Work not yet occupied or used by Owner shall remain covered by the builder's risk insurance.
- E. *Additional Insurance:* If Contractor elects to obtain other special insurance to be included in or supplement the builder's risk or property insurance policies provided under this Paragraph 6.05, it may do so at Contractor's expense.
- F. *Insurance of Other Property:* If the express insurance provisions of the Contract do not require or address the insurance of a property item or interest, such as tools, construction equipment, or other personal property owned by Contractor, a Subcontractor, or an employee of Contractor or a Subcontractor, then the entity or individual owning such property item will be responsible for deciding whether to insure it, and if so in what amount.

6.06 *Waiver of Rights*

- A. All policies purchased in accordance with Paragraph 6.05, expressly including the builder's risk policy, shall contain provisions to the effect that in the event of payment of any loss or damage the insurers will have no rights of recovery against any insureds thereunder, or against Engineer or its consultants, or their officers, directors, members, partners, employees, agents, consultants, or subcontractors. Owner and Contractor waive all rights against each other and the respective officers, directors, members, partners, employees, agents, consultants, and subcontractors of each and any of them, for all losses and damages caused by, arising out of, or resulting from any of the perils or causes of loss covered by such policies and any other property insurance applicable to the Work; and, in addition, waive all such rights against Engineer, its consultants, all Subcontractors, all individuals or entities identified in the Supplementary Conditions as insureds, and the officers, directors, members, partners, employees, agents, consultants, and subcontractors of each and any of them, under such policies for losses and damages so caused. None of the above waivers shall extend to the rights that any party making such waiver may have to the proceeds of insurance held by Owner or Contractor as trustee or fiduciary, or otherwise payable under any policy so issued.
- B. Owner waives all rights against Contractor, Subcontractors, and Engineer, and the officers, directors, members, partners, employees, agents, consultants and subcontractors of each and any of them, for:
 - 1. loss due to business interruption, loss of use, or other consequential loss extending beyond direct physical loss or damage to Owner's property or the Work caused by, arising out of, or resulting from fire or other perils whether or not insured by Owner; and
 - 2. loss or damage to the completed Project or part thereof caused by, arising out of, or resulting from fire or other insured peril or cause of loss covered by any property insurance maintained on the completed Project or part thereof by Owner during partial occupancy or use pursuant to Paragraph 15.04, after Substantial Completion pursuant to Paragraph 15.03, or after final payment pursuant to Paragraph 15.06.
- C. Any insurance policy maintained by Owner covering any loss, damage or consequential loss referred to in Paragraph 6.06.B shall contain provisions to the effect that in the event of payment of any such loss, damage, or consequential loss, the insurers will have no rights of recovery against Contractor, Subcontractors, or Engineer, or the officers, directors, members, partners, employees, agents, consultants, or subcontractors of each and any of them.
- D. Contractor shall be responsible for assuring that the agreement under which a Subcontractor performs a portion of the Work contains provisions whereby the Subcontractor waives all rights against Owner, Contractor, all individuals or entities identified in the Supplementary Conditions as insureds, the Engineer and its consultants, and the officers, directors, members, partners, employees, agents, consultants, and subcontractors of each and any of them, for all losses and damages caused by, arising out of, relating to, or resulting from any of the perils or causes of loss covered by builder's risk insurance and any other property insurance applicable to the Work.

6.07 *Receipt and Application of Property Insurance Proceeds*

- A. Any insured loss under the builder's risk and other policies of insurance required by Paragraph 6.05 will be adjusted and settled with the named insured that purchased the

policy. Such named insured shall act as fiduciary for the other insureds, and give notice to such other insureds that adjustment and settlement of a claim is in progress. Any other insured may state its position regarding a claim for insured loss in writing within 15 days after notice of such claim.

- B. Proceeds for such insured losses may be made payable by the insurer either jointly to multiple insureds, or to the named insured that purchased the policy in its own right and as fiduciary for other insureds, subject to the requirements of any applicable mortgage clause. A named insured receiving insurance proceeds under the builder's risk and other policies of insurance required by Paragraph 6.05 shall distribute such proceeds in accordance with such agreement as the parties in interest may reach, or as otherwise required under the dispute resolution provisions of this Contract or applicable Laws and Regulations.
- C. If no other special agreement is reached, the damaged Work shall be repaired or replaced, the money so received applied on account thereof, and the Work and the cost thereof covered by Change Order, if needed.

ARTICLE 7 – CONTRACTOR'S RESPONSIBILITIES

7.01 *Supervision and Superintendence*

- A. Contractor shall supervise, inspect, and direct the Work competently and efficiently, devoting such attention thereto and applying such skills and expertise as may be necessary to perform the Work in accordance with the Contract Documents. Contractor shall be solely responsible for the means, methods, techniques, sequences, and procedures of construction.
- B. At all times during the progress of the Work, Contractor shall assign a competent resident superintendent who shall not be replaced without written notice to Owner and Engineer except under extraordinary circumstances.

7.02 *Labor; Working Hours*

- A. Contractor shall provide competent, suitably qualified personnel to survey and lay out the Work and perform construction as required by the Contract Documents. Contractor shall at all times maintain good discipline and order at the Site.
- B. Except as otherwise required for the safety or protection of persons or the Work or property at the Site or adjacent thereto, and except as otherwise stated in the Contract Documents, all Work at the Site shall be performed during regular working hours, Monday through Friday. Contractor will not perform Work on a Saturday, Sunday, or any legal holiday. Contractor may perform Work outside regular working hours or on Saturdays, Sundays, or legal holidays only with Owner's written consent, which will not be unreasonably withheld.

7.03 *Services, Materials, and Equipment*

- A. Unless otherwise specified in the Contract Documents, Contractor shall provide and assume full responsibility for all services, materials, equipment, labor, transportation, construction equipment and machinery, tools, appliances, fuel, power, light, heat, telephone, water, sanitary facilities, temporary facilities, and all other facilities and incidentals necessary for the performance, testing, start up, and completion of the Work, whether or not such items are specifically called for in the Contract Documents.
- B. All materials and equipment incorporated into the Work shall be of good quality and new, except as otherwise provided in the Contract Documents. All special warranties and

guarantees required by the Specifications shall expressly run to the benefit of Owner. If required by Engineer, Contractor shall furnish satisfactory evidence (including reports of required tests) as to the source, kind, and quality of materials and equipment.

- C. All materials and equipment shall be stored, applied, installed, connected, erected, protected, used, cleaned, and conditioned in accordance with instructions of the applicable Supplier, except as otherwise may be provided in the Contract Documents.

7.04 "Or Equals"

- A. Whenever an item of material or equipment is specified or described in the Contract Documents by using the name of a proprietary item or the name of a particular Supplier, the Contract Price has been based upon Contractor furnishing such item as specified. The specification or description of such an item is intended to establish the type, function, appearance, and quality required. Unless the specification or description contains or is followed by words reading that no like, equivalent, or "or equal" item is permitted, Contractor may request that Engineer authorize the use of other items of material or equipment, or items from other proposed suppliers under the circumstances described below.
 - 1. If Engineer in its sole discretion determines that an item of material or equipment proposed by Contractor is functionally equal to that named and sufficiently similar so that no change in related Work will be required, Engineer shall deem it an "or equal" item. For the purposes of this paragraph, a proposed item of material or equipment will be considered functionally equal to an item so named if:
 - a. in the exercise of reasonable judgment Engineer determines that:
 - 1) it is at least equal in materials of construction, quality, durability, appearance, strength, and design characteristics;
 - 2) it will reliably perform at least equally well the function and achieve the results imposed by the design concept of the completed Project as a functioning whole;
 - 3) it has a proven record of performance and availability of responsive service; and
 - 4) it is not objectionable to Owner.
 - b. Contractor certifies that, if approved and incorporated into the Work:
 - 1) there will be no increase in cost to the Owner or increase in Contract Times; and
 - 2) it will conform substantially to the detailed requirements of the item named in the Contract Documents.
- B. *Contractor's Expense:* Contractor shall provide all data in support of any proposed "or equal" item at Contractor's expense.
- C. *Engineer's Evaluation and Determination:* Engineer will be allowed a reasonable time to evaluate each "or-equal" request. Engineer may require Contractor to furnish additional data about the proposed "or-equal" item. Engineer will be the sole judge of acceptability. No "or-equal" item will be ordered, furnished, installed, or utilized until Engineer's review is complete and Engineer determines that the proposed item is an "or-equal", which will be evidenced by an approved Shop Drawing or other written communication. Engineer will advise Contractor in writing of any negative determination.

- D. *Effect of Engineer's Determination:* Neither approval nor denial of an "or-equal" request shall result in any change in Contract Price. The Engineer's denial of an "or-equal" request shall be final and binding, and may not be reversed through an appeal under any provision of the Contract Documents.
- E. *Treatment as a Substitution Request:* If Engineer determines that an item of material or equipment proposed by Contractor does not qualify as an "or-equal" item, Contractor may request that Engineer consider the proposed item as a substitute pursuant to Paragraph 7.05.

7.05 Substitutes

- A. Unless the specification or description of an item of material or equipment required to be furnished under the Contract Documents contains or is followed by words reading that no substitution is permitted, Contractor may request that Engineer authorize the use of other items of material or equipment under the circumstances described below. To the extent possible such requests shall be made before commencement of related construction at the Site.
 - 1. Contractor shall submit sufficient information as provided below to allow Engineer to determine if the item of material or equipment proposed is functionally equivalent to that named and an acceptable substitute therefor. Engineer will not accept requests for review of proposed substitute items of material or equipment from anyone other than Contractor.
 - 2. The requirements for review by Engineer will be as set forth in Paragraph 7.05.B, as supplemented by the Specifications, and as Engineer may decide is appropriate under the circumstances.
 - 3. Contractor shall make written application to Engineer for review of a proposed substitute item of material or equipment that Contractor seeks to furnish or use. The application:
 - a. shall certify that the proposed substitute item will:
 - 1) perform adequately the functions and achieve the results called for by the general design,
 - 2) be similar in substance to that specified, and
 - 3) be suited to the same use as that specified.
 - b. will state:
 - 1) the extent, if any, to which the use of the proposed substitute item will necessitate a change in Contract Times,
 - 2) whether use of the proposed substitute item in the Work will require a change in any of the Contract Documents (or in the provisions of any other direct contract with Owner for other work on the Project) to adapt the design to the proposed substitute item, and
 - 3) whether incorporation or use of the proposed substitute item in connection with the Work is subject to payment of any license fee or royalty.
 - c. will identify:
 - 1) all variations of the proposed substitute item from that specified, and

- 2) available engineering, sales, maintenance, repair, and replacement services.
- d. shall contain an itemized estimate of all costs or credits that will result directly or indirectly from use of such substitute item, including but not limited to changes in Contract Price, shared savings, costs of redesign, and claims of other contractors affected by any resulting change.
- B. *Engineer's Evaluation and Determination:* Engineer will be allowed a reasonable time to evaluate each substitute request, and to obtain comments and direction from Owner. Engineer may require Contractor to furnish additional data about the proposed substitute item. Engineer will be the sole judge of acceptability. No substitute will be ordered, furnished, installed, or utilized until Engineer's review is complete and Engineer determines that the proposed item is an acceptable substitute. Engineer's determination will be evidenced by a Field Order or a proposed Change Order accounting for the substitution itself and all related impacts, including changes in Contract Price or Contract Times. Engineer will advise Contractor in writing of any negative determination.
- C. *Special Guarantee:* Owner may require Contractor to furnish at Contractor's expense a special performance guarantee or other surety with respect to any substitute.
- D. *Reimbursement of Engineer's Cost:* Engineer will record Engineer's costs in evaluating a substitute proposed or submitted by Contractor. Whether or not Engineer approves a substitute so proposed or submitted by Contractor, Contractor shall reimburse Owner for the reasonable charges of Engineer for evaluating each such proposed substitute. Contractor shall also reimburse Owner for the reasonable charges of Engineer for making changes in the Contract Documents (or in the provisions of any other direct contract with Owner) resulting from the acceptance of each proposed substitute.
- E. *Contractor's Expense:* Contractor shall provide all data in support of any proposed substitute at Contractor's expense.
- F. *Effect of Engineer's Determination:* If Engineer approves the substitution request, Contractor shall execute the proposed Change Order and proceed with the substitution. The Engineer's denial of a substitution request shall be final and binding, and may not be reversed through an appeal under any provision of the Contract Documents. Contractor may challenge the scope of reimbursement costs imposed under Paragraph 7.05.D, by timely submittal of a Change Proposal.

7.06 *Concerning Subcontractors, Suppliers, and Others*

- A. Contractor may retain Subcontractors and Suppliers for the performance of parts of the Work. Such Subcontractors and Suppliers must be acceptable to Owner.
- B. Contractor shall retain specific Subcontractors, Suppliers, or other individuals or entities for the performance of designated parts of the Work if required by the Contract to do so.
- C. Subsequent to the submittal of Contractor's Bid or final negotiation of the terms of the Contract, Owner may not require Contractor to retain any Subcontractor, Supplier, or other individual or entity to furnish or perform any of the Work against which Contractor has reasonable objection.
- D. Prior to entry into any binding subcontract or purchase order, Contractor shall submit to Owner the identity of the proposed Subcontractor or Supplier (unless Owner has already deemed such proposed Subcontractor or Supplier acceptable, during the bidding process or otherwise). Such proposed Subcontractor or Supplier shall be deemed acceptable to Owner unless Owner raises a substantive, reasonable objection within five days.

- E. Owner may require the replacement of any Subcontractor, Supplier, or other individual or entity retained by Contractor to perform any part of the Work. Owner also may require Contractor to retain specific replacements; provided, however, that Owner may not require a replacement to which Contractor has a reasonable objection. If Contractor has submitted the identity of certain Subcontractors, Suppliers, or other individuals or entities for acceptance by Owner, and Owner has accepted it (either in writing or by failing to make written objection thereto), then Owner may subsequently revoke the acceptance of any such Subcontractor, Supplier, or other individual or entity so identified solely on the basis of substantive, reasonable objection after due investigation. Contractor shall submit an acceptable replacement for the rejected Subcontractor, Supplier, or other individual or entity.
- F. If Owner requires the replacement of any Subcontractor, Supplier, or other individual or entity retained by Contractor to perform any part of the Work, then Contractor shall be entitled to an adjustment in Contract Price or Contract Times, or both, with respect to the replacement; and Contractor shall initiate a Change Proposal for such adjustment within 30 days of Owner's requirement of replacement.
- G. No acceptance by Owner of any such Subcontractor, Supplier, or other individual or entity, whether initially or as a replacement, shall constitute a waiver of the right of Owner to the completion of the Work in accordance with the Contract Documents.
- H. On a monthly basis Contractor shall submit to Engineer a complete list of all Subcontractors and Suppliers having a direct contract with Contractor, and of all other Subcontractors and Suppliers known to Contractor at the time of submittal.
- I. Contractor shall be fully responsible to Owner and Engineer for all acts and omissions of the Subcontractors, Suppliers, and other individuals or entities performing or furnishing any of the Work just as Contractor is responsible for Contractor's own acts and omissions.
- J. Contractor shall be solely responsible for scheduling and coordinating the work of Subcontractors, Suppliers, and all other individuals or entities performing or furnishing any of the Work.
- K. Contractor shall restrict all Subcontractors, Suppliers, and such other individuals or entities performing or furnishing any of the Work from communicating with Engineer or Owner, except through Contractor or in case of an emergency, or as otherwise expressly allowed herein.
- L. The divisions and sections of the Specifications and the identifications of any Drawings shall not control Contractor in dividing the Work among Subcontractors or Suppliers or delineating the Work to be performed by any specific trade.
- M. All Work performed for Contractor by a Subcontractor or Supplier shall be pursuant to an appropriate contractual agreement that specifically binds the Subcontractor or Supplier to the applicable terms and conditions of the Contract Documents for the benefit of Owner and Engineer.
- N. Owner may furnish to any Subcontractor or Supplier, to the extent practicable, information about amounts paid to Contractor on account of Work performed for Contractor by the particular Subcontractor or Supplier.

O. Nothing in the Contract Documents:

1. shall create for the benefit of any such Subcontractor, Supplier, or other individual or entity any contractual relationship between Owner or Engineer and any such Subcontractor, Supplier, or other individual or entity; nor
2. shall create any obligation on the part of Owner or Engineer to pay or to see to the payment of any money due any such Subcontractor, Supplier, or other individual or entity except as may otherwise be required by Laws and Regulations.

7.07 *Patent Fees and Royalties*

- A. Contractor shall pay all license fees and royalties and assume all costs incident to the use in the performance of the Work or the incorporation in the Work of any invention, design, process, product, or device which is the subject of patent rights or copyrights held by others. If a particular invention, design, process, product, or device is specified in the Contract Documents for use in the performance of the Work and if, to the actual knowledge of Owner or Engineer, its use is subject to patent rights or copyrights calling for the payment of any license fee or royalty to others, the existence of such rights shall be disclosed by Owner in the Contract Documents.
- B. To the fullest extent permitted by Laws and Regulations, Owner shall indemnify and hold harmless Contractor, and its officers, directors, members, partners, employees, agents, consultants, and subcontractors from and against all claims, costs, losses, and damages (including but not limited to all fees and charges of engineers, architects, attorneys, and other professionals, and all court or arbitration or other dispute resolution costs) arising out of or relating to any infringement of patent rights or copyrights incident to the use in the performance of the Work or resulting from the incorporation in the Work of any invention, design, process, product, or device specified in the Contract Documents, but not identified as being subject to payment of any license fee or royalty to others required by patent rights or copyrights.
- C. To the fullest extent permitted by Laws and Regulations, Contractor shall indemnify and hold harmless Owner and Engineer, and the officers, directors, members, partners, employees, agents, consultants and subcontractors of each and any of them from and against all claims, costs, losses, and damages (including but not limited to all fees and charges of engineers, architects, attorneys, and other professionals and all court or arbitration or other dispute resolution costs) arising out of or relating to any infringement of patent rights or copyrights incident to the use in the performance of the Work or resulting from the incorporation in the Work of any invention, design, process, product, or device not specified in the Contract Documents.

7.08 *Permits*

- A. Unless otherwise provided in the Contract Documents, Contractor shall obtain and pay for all construction permits and licenses. Owner shall assist Contractor, when necessary, in obtaining such permits and licenses. Contractor shall pay all governmental charges and inspection fees necessary for the prosecution of the Work which are applicable at the time of the submission of Contractor's Bid (or when Contractor became bound under a negotiated contract). Owner shall pay all charges of utility owners for connections for providing permanent service to the Work

7.09 *Taxes*

- A. Contractor shall pay all sales, consumer, use, and other similar taxes required to be paid by Contractor in accordance with the Laws and Regulations of the place of the Project which are applicable during the performance of the Work.

7.10 *Laws and Regulations*

- A. Contractor shall give all notices required by and shall comply with all Laws and Regulations applicable to the performance of the Work. Except where otherwise expressly required by applicable Laws and Regulations, neither Owner nor Engineer shall be responsible for monitoring Contractor's compliance with any Laws or Regulations.
- B. If Contractor performs any Work or takes any other action knowing or having reason to know that it is contrary to Laws or Regulations, Contractor shall bear all resulting costs and losses, and shall indemnify and hold harmless Owner and Engineer, and the officers, directors, members, partners, employees, agents, consultants, and subcontractors of each and any of them from and against all claims, costs, losses, and damages (including but not limited to all fees and charges of engineers, architects, attorneys, and other professionals and all court or arbitration or other dispute resolution costs) arising out of or relating to such Work or other action. It shall not be Contractor's responsibility to make certain that the Work described in the Contract Documents is in accordance with Laws and Regulations, but this shall not relieve Contractor of Contractor's obligations under Paragraph 3.03.
- C. Owner or Contractor may give notice to the other party of any changes after the submission of Contractor's Bid (or after the date when Contractor became bound under a negotiated contract) in Laws or Regulations having an effect on the cost or time of performance of the Work, including but not limited to changes in Laws or Regulations having an effect on procuring permits and on sales, use, value-added, consumption, and other similar taxes. If Owner and Contractor are unable to agree on entitlement to or on the amount or extent, if any, of any adjustment in Contract Price or Contract Times resulting from such changes, then within 30 days of such notice Contractor may submit a Change Proposal, or Owner may initiate a Claim.

7.11 *Record Documents*

- A. Contractor shall maintain in a safe place at the Site one printed record copy of all Drawings, Specifications, Addenda, Change Orders, Work Change Directives, Field Orders, written interpretations and clarifications, and approved Shop Drawings. Contractor shall keep such record documents in good order and annotate them to show changes made during construction. These record documents, together with all approved Samples, will be available to Engineer for reference. Upon completion of the Work, Contractor shall deliver these record documents to Engineer.

7.12 *Safety and Protection*

- A. Contractor shall be solely responsible for initiating, maintaining, and supervising all safety precautions and programs in connection with the Work. Such responsibility does not relieve Subcontractors of their responsibility for the safety of persons or property in the performance of their work, nor for compliance with applicable safety Laws and Regulations. Contractor shall take all necessary precautions for the safety of, and shall provide the necessary protection to prevent damage, injury, or loss to:
 - 1. all persons on the Site or who may be affected by the Work;

2. all the Work and materials and equipment to be incorporated therein, whether in storage on or off the Site; and
 3. other property at the Site or adjacent thereto, including trees, shrubs, lawns, walks, pavements, roadways, structures, other work in progress, utilities, and Underground Facilities not designated for removal, relocation, or replacement in the course of construction.
- B. Contractor shall comply with all applicable Laws and Regulations relating to the safety of persons or property, or to the protection of persons or property from damage, injury, or loss; and shall erect and maintain all necessary safeguards for such safety and protection. Contractor shall notify Owner; the owners of adjacent property, Underground Facilities, and other utilities; and other contractors and utility owners performing work at or adjacent to the Site, when prosecution of the Work may affect them, and shall cooperate with them in the protection, removal, relocation, and replacement of their property or work in progress.
 - C. Contractor shall comply with the applicable requirements of Owner's safety programs, if any. The Supplementary Conditions identify any Owner's safety programs that are applicable to the Work.
 - D. Contractor shall inform Owner and Engineer of the specific requirements of Contractor's safety program with which Owner's and Engineer's employees and representatives must comply while at the Site.
 - E. All damage, injury, or loss to any property referred to in Paragraph 7.12.A.2 or 7.12.A.3 caused, directly or indirectly, in whole or in part, by Contractor, any Subcontractor, Supplier, or any other individual or entity directly or indirectly employed by any of them to perform any of the Work, or anyone for whose acts any of them may be liable, shall be remedied by Contractor at its expense (except damage or loss attributable to the fault of Drawings or Specifications or to the acts or omissions of Owner or Engineer or anyone employed by any of them, or anyone for whose acts any of them may be liable, and not attributable, directly or indirectly, in whole or in part, to the fault or negligence of Contractor or any Subcontractor, Supplier, or other individual or entity directly or indirectly employed by any of them).
 - F. Contractor's duties and responsibilities for safety and protection shall continue until such time as all the Work is completed and Engineer has issued a notice to Owner and Contractor in accordance with Paragraph 15.06.B that the Work is acceptable (except as otherwise expressly provided in connection with Substantial Completion).
 - G. Contractor's duties and responsibilities for safety and protection shall resume whenever Contractor or any Subcontractor or Supplier returns to the Site to fulfill warranty or correction obligations, or to conduct other tasks arising from the Contract Documents.

7.13 *Safety Representative*

- A. Contractor shall designate a qualified and experienced safety representative at the Site whose duties and responsibilities shall be the prevention of accidents and the maintaining and supervising of safety precautions and programs.

7.14 *Hazard Communication Programs*

- A. Contractor shall be responsible for coordinating any exchange of material safety data sheets or other hazard communication information required to be made available to or

exchanged between or among employers at the Site in accordance with Laws or Regulations.

7.15 *Emergencies*

- A. In emergencies affecting the safety or protection of persons or the Work or property at the Site or adjacent thereto, Contractor is obligated to act to prevent threatened damage, injury, or loss. Contractor shall give Engineer prompt written notice if Contractor believes that any significant changes in the Work or variations from the Contract Documents have been caused thereby or are required as a result thereof. If Engineer determines that a change in the Contract Documents is required because of the action taken by Contractor in response to such an emergency, a Work Change Directive or Change Order will be issued.

7.16 *Shop Drawings, Samples, and Other Submittals*

A. *Shop Drawing and Sample Submittal Requirements:*

- 1. Before submitting a Shop Drawing or Sample, Contractor shall have:
 - a. reviewed and coordinated the Shop Drawing or Sample with other Shop Drawings and Samples and with the requirements of the Work and the Contract Documents;
 - b. determined and verified all field measurements, quantities, dimensions, specified performance and design criteria, installation requirements, materials, catalog numbers, and similar information with respect thereto;
 - c. determined and verified the suitability of all materials and equipment offered with respect to the indicated application, fabrication, shipping, handling, storage, assembly, and installation pertaining to the performance of the Work; and
 - d. determined and verified all information relative to Contractor's responsibilities for means, methods, techniques, sequences, and procedures of construction, and safety precautions and programs incident thereto.
- 2. Each submittal shall bear a stamp or specific written certification that Contractor has satisfied Contractor's obligations under the Contract Documents with respect to Contractor's review of that submittal, and that Contractor approves the submittal.
- 3. With each submittal, Contractor shall give Engineer specific written notice of any variations that the Shop Drawing or Sample may have from the requirements of the Contract Documents. This notice shall be set forth in a written communication separate from the Shop Drawings or Sample submittal; and, in addition, in the case of Shop Drawings by a specific notation made on each Shop Drawing submitted to Engineer for review and approval of each such variation.

- B. *Submittal Procedures for Shop Drawings and Samples:* Contractor shall submit Shop Drawings and Samples to Engineer for review and approval in accordance with the accepted Schedule of Submittals. Each submittal will be identified as Engineer may require.

1. *Shop Drawings:*

- a. Contractor shall submit the number of copies required in the Specifications.
- b. Data shown on the Shop Drawings will be complete with respect to quantities, dimensions, specified performance and design criteria, materials, and similar data to show Engineer the services, materials, and equipment Contractor proposes to

provide and to enable Engineer to review the information for the limited purposes required by Paragraph 7.16.D.

2. *Samples:*

- a. Contractor shall submit the number of Samples required in the Specifications.
- b. Contractor shall clearly identify each Sample as to material, Supplier, pertinent data such as catalog numbers, the use for which intended and other data as Engineer may require to enable Engineer to review the submittal for the limited purposes required by Paragraph 7.16.D.

3. Where a Shop Drawing or Sample is required by the Contract Documents or the Schedule of Submittals, any related Work performed prior to Engineer's review and approval of the pertinent submittal will be at the sole expense and responsibility of Contractor.

C. *Other Submittals:* Contractor shall submit other submittals to Engineer in accordance with the accepted Schedule of Submittals, and pursuant to the applicable terms of the Specifications.

D. *Engineer's Review:*

1. Engineer will provide timely review of Shop Drawings and Samples in accordance with the Schedule of Submittals acceptable to Engineer. Engineer's review and approval will be only to determine if the items covered by the submittals will, after installation or incorporation in the Work, conform to the information given in the Contract Documents and be compatible with the design concept of the completed Project as a functioning whole as indicated by the Contract Documents.
2. Engineer's review and approval will not extend to means, methods, techniques, sequences, or procedures of construction or to safety precautions or programs incident thereto.
3. Engineer's review and approval of a separate item as such will not indicate approval of the assembly in which the item functions.
4. Engineer's review and approval of a Shop Drawing or Sample shall not relieve Contractor from responsibility for any variation from the requirements of the Contract Documents unless Contractor has complied with the requirements of Paragraph 7.16.A.3 and Engineer has given written approval of each such variation by specific written notation thereof incorporated in or accompanying the Shop Drawing or Sample. Engineer will document any such approved variation from the requirements of the Contract Documents in a Field Order.
5. Engineer's review and approval of a Shop Drawing or Sample shall not relieve Contractor from responsibility for complying with the requirements of Paragraph 7.16.A and B.
6. Engineer's review and approval of a Shop Drawing or Sample, or of a variation from the requirements of the Contract Documents, shall not, under any circumstances, change the Contract Times or Contract Price, unless such changes are included in a Change Order.
7. Neither Engineer's receipt, review, acceptance or approval of a Shop Drawing, Sample, or other submittal shall result in such item becoming a Contract Document.

8. Contractor shall perform the Work in compliance with the requirements and commitments set forth in approved Shop Drawings and Samples, subject to the provisions of Paragraph 7.16.D.4.

E. *Resubmittal Procedures:*

1. Contractor shall make corrections required by Engineer and shall return the required number of corrected copies of Shop Drawings and submit, as required, new Samples for review and approval. Contractor shall direct specific attention in writing to revisions other than the corrections called for by Engineer on previous submittals.
2. Contractor shall furnish required submittals with sufficient information and accuracy to obtain required approval of an item with no more than three submittals. Engineer will record Engineer's time for reviewing a fourth or subsequent submittal of a Shop Drawings, sample, or other item requiring approval, and Contractor shall be responsible for Engineer's charges to Owner for such time. Owner may impose a set-off against payments due to Contractor to secure reimbursement for such charges.
3. If Contractor requests a change of a previously approved submittal item, Contractor shall be responsible for Engineer's charges to Owner for its review time, and Owner may impose a set-off against payments due to Contractor to secure reimbursement for such charges, unless the need for such change is beyond the control of Contractor.

7.17 *Contractor's General Warranty and Guarantee*

- A. Contractor warrants and guarantees to Owner that all Work will be in accordance with the Contract Documents and will not be defective. Engineer and its officers, directors, members, partners, employees, agents, consultants, and subcontractors shall be entitled to rely on Contractor's warranty and guarantee.
- B. Contractor's warranty and guarantee hereunder excludes defects or damage caused by:
 1. abuse, modification, or improper maintenance or operation by persons other than Contractor, Subcontractors, Suppliers, or any other individual or entity for whom Contractor is responsible; or
 2. normal wear and tear under normal usage.
- C. Contractor's obligation to perform and complete the Work in accordance with the Contract Documents shall be absolute. None of the following will constitute an acceptance of Work that is not in accordance with the Contract Documents or a release of Contractor's obligation to perform the Work in accordance with the Contract Documents:
 1. observations by Engineer;
 2. recommendation by Engineer or payment by Owner of any progress or final payment;
 3. the issuance of a certificate of Substantial Completion by Engineer or any payment related thereto by Owner;
 4. use or occupancy of the Work or any part thereof by Owner;
 5. any review and approval of a Shop Drawing or Sample submittal;
 6. the issuance of a notice of acceptability by Engineer;
 7. any inspection, test, or approval by others; or
 8. any correction of defective Work by Owner.

- D. If the Contract requires the Contractor to accept the assignment of a contract entered into by Owner, then the specific warranties, guarantees, and correction obligations contained in the assigned contract shall govern with respect to Contractor's performance obligations to Owner for the Work described in the assigned contract.

7.18 *Indemnification*

- A. To the fullest extent permitted by Laws and Regulations, and in addition to any other obligations of Contractor under the Contract or otherwise, Contractor shall indemnify and hold harmless Owner and Engineer, and the officers, directors, members, partners, employees, agents, consultants and subcontractors of each and any of them from and against all claims, costs, losses, and damages (including but not limited to all fees and charges of engineers, architects, attorneys, and other professionals and all court or arbitration or other dispute resolution costs) arising out of or relating to the performance of the Work, provided that any such claim, cost, loss, or damage is attributable to bodily injury, sickness, disease, or death, or to injury to or destruction of tangible property (other than the Work itself), including the loss of use resulting therefrom but only to the extent caused by any negligent act or omission of Contractor, any Subcontractor, any Supplier, or any individual or entity directly or indirectly employed by any of them to perform any of the Work or anyone for whose acts any of them may be liable.
- B. In any and all claims against Owner or Engineer or any of their officers, directors, members, partners, employees, agents, consultants, or subcontractors by any employee (or the survivor or personal representative of such employee) of Contractor, any Subcontractor, any Supplier, or any individual or entity directly or indirectly employed by any of them to perform any of the Work, or anyone for whose acts any of them may be liable, the indemnification obligation under Paragraph 7.18.A shall not be limited in any way by any limitation on the amount or type of damages, compensation, or benefits payable by or for Contractor or any such Subcontractor, Supplier, or other individual or entity under workers' compensation acts, disability benefit acts, or other employee benefit acts.
- C. The indemnification obligations of Contractor under Paragraph 7.18.A shall not extend to the liability of Engineer and Engineer's officers, directors, members, partners, employees, agents, consultants and subcontractors arising out of:
 - 1. the preparation or approval of, or the failure to prepare or approve maps, Drawings, opinions, reports, surveys, Change Orders, designs, or Specifications; or
 - 2. giving directions or instructions, or failing to give them, if that is the primary cause of the injury or damage.

7.19 *Delegation of Professional Design Services*

- A. Contractor will not be required to provide professional design services unless such services are specifically required by the Contract Documents for a portion of the Work or unless such services are required to carry out Contractor's responsibilities for construction means, methods, techniques, sequences and procedures. Contractor shall not be required to provide professional services in violation of applicable Laws and Regulations.
- B. If professional design services or certifications by a design professional related to systems, materials, or equipment are specifically required of Contractor by the Contract Documents, Owner and Engineer will specify all performance and design criteria that such services must satisfy. Contractor shall cause such services or certifications to be provided by a properly licensed professional, whose signature and seal shall appear on all drawings, calculations, specifications, certifications, and other submittals prepared by such professional. Shop

Drawings and other submittals related to the Work designed or certified by such professional, if prepared by others, shall bear such professional's written approval when submitted to Engineer.

- C. Owner and Engineer shall be entitled to rely upon the adequacy, accuracy, and completeness of the services, certifications, or approvals performed by such design professionals, provided Owner and Engineer have specified to Contractor all performance and design criteria that such services must satisfy.
- D. Pursuant to this paragraph, Engineer's review and approval of design calculations and design drawings will be only for the limited purpose of checking for conformance with performance and design criteria given and the design concept expressed in the Contract Documents. Engineer's review and approval of Shop Drawings and other submittals (except design calculations and design drawings) will be only for the purpose stated in Paragraph 7.16.D.1.
- E. Contractor shall not be responsible for the adequacy of the performance or design criteria specified by Owner or Engineer.

ARTICLE 8 – OTHER WORK AT THE SITE

8.01 *Other Work*

- A. In addition to and apart from the Work under the Contract Documents, the Owner may perform other work at or adjacent to the Site. Such other work may be performed by Owner's employees, or through contracts between the Owner and third parties. Owner may also arrange to have third-party utility owners perform work on their utilities and facilities at or adjacent to the Site.
- B. If Owner performs other work at or adjacent to the Site with Owner's employees, or through contracts for such other work, then Owner shall give Contractor written notice thereof prior to starting any such other work. If Owner has advance information regarding the start of any utility work at or adjacent to the Site, Owner shall provide such information to Contractor.
- C. Contractor shall afford each other contractor that performs such other work, each utility owner performing other work, and Owner, if Owner is performing other work with Owner's employees, proper and safe access to the Site, and provide a reasonable opportunity for the introduction and storage of materials and equipment and the execution of such other work. Contractor shall do all cutting, fitting, and patching of the Work that may be required to properly connect or otherwise make its several parts come together and properly integrate with such other work. Contractor shall not endanger any work of others by cutting, excavating, or otherwise altering such work; provided, however, that Contractor may cut or alter others' work with the written consent of Engineer and the others whose work will be affected.
- D. If the proper execution or results of any part of Contractor's Work depends upon work performed by others under this Article 8, Contractor shall inspect such other work and promptly report to Engineer in writing any delays, defects, or deficiencies in such other work that render it unavailable or unsuitable for the proper execution and results of Contractor's Work. Contractor's failure to so report will constitute an acceptance of such other work as fit and proper for integration with Contractor's Work except for latent defects and deficiencies in such other work.

8.02 *Coordination*

- A. If Owner intends to contract with others for the performance of other work at or adjacent to the Site, to perform other work at or adjacent to the Site with Owner's employees, or to arrange to have utility owners perform work at or adjacent to the Site, the following will be set forth in the Supplementary Conditions or provided to Contractor prior to the start of any such other work:
 - 1. the identity of the individual or entity that will have authority and responsibility for coordination of the activities among the various contractors;
 - 2. an itemization of the specific matters to be covered by such authority and responsibility; and
 - 3. the extent of such authority and responsibilities.
- B. Unless otherwise provided in the Supplementary Conditions, Owner shall have sole authority and responsibility for such coordination.

8.03 *Legal Relationships*

- A. If, in the course of performing other work at or adjacent to the Site for Owner, the Owner's employees, any other contractor working for Owner, or any utility owner for whom the Owner is responsible causes damage to the Work or to the property of Contractor or its Subcontractors, or delays, disrupts, interferes with, or increases the scope or cost of the performance of the Work, through actions or inaction, then Contractor shall be entitled to an equitable adjustment in the Contract Price or the Contract Times, or both. Contractor must submit any Change Proposal seeking an equitable adjustment in the Contract Price or the Contract Times under this paragraph within 30 days of the damaging, delaying, disrupting, or interfering event. The entitlement to, and extent of, any such equitable adjustment shall take into account information (if any) regarding such other work that was provided to Contractor in the Contract Documents prior to the submittal of the Bid or the final negotiation of the terms of the Contract. When applicable, any such equitable adjustment in Contract Price shall be conditioned on Contractor assigning to Owner all Contractor's rights against such other contractor or utility owner with respect to the damage, delay, disruption, or interference that is the subject of the adjustment. Contractor's entitlement to an adjustment of the Contract Times is conditioned on such adjustment being essential to Contractor's ability to complete the Work within the Contract Times.
- B. Contractor shall take reasonable and customary measures to avoid damaging, delaying, disrupting, or interfering with the work of Owner, any other contractor, or any utility owner performing other work at or adjacent to the Site. If Contractor fails to take such measures and as a result damages, delays, disrupts, or interferes with the work of any such other contractor or utility owner, then Owner may impose a set-off against payments due to Contractor, and assign to such other contractor or utility owner the Owner's contractual rights against Contractor with respect to the breach of the obligations set forth in this paragraph.
- C. When Owner is performing other work at or adjacent to the Site with Owner's employees, Contractor shall be liable to Owner for damage to such other work, and for the reasonable direct delay, disruption, and interference costs incurred by Owner as a result of Contractor's failure to take reasonable and customary measures with respect to Owner's other work. In response to such damage, delay, disruption, or interference, Owner may impose a set-off against payments due to Contractor.

- D. If Contractor damages, delays, disrupts, or interferes with the work of any other contractor, or any utility owner performing other work at or adjacent to the Site, through Contractor's failure to take reasonable and customary measures to avoid such impacts, or if any claim arising out of Contractor's actions, inactions, or negligence in performance of the Work at or adjacent to the Site is made by any such other contractor or utility owner against Contractor, Owner, or Engineer, then Contractor shall (1) promptly attempt to settle the claim as to all parties through negotiations with such other contractor or utility owner, or otherwise resolve the claim by arbitration or other dispute resolution proceeding or at law, and (2) indemnify and hold harmless Owner and Engineer, and the officers, directors, members, partners, employees, agents, consultants and subcontractors of each and any of them from and against any such claims, and against all costs, losses, and damages (including but not limited to all fees and charges of engineers, architects, attorneys, and other professionals and all court or arbitration or other dispute resolution costs) arising out of or relating to such damage, delay, disruption, or interference.

ARTICLE 9 – OWNER'S RESPONSIBILITIES

9.01 *Communications to Contractor*

- A. Except as otherwise provided in these General Conditions, Owner shall issue all communications to Contractor through Engineer.

9.02 *Replacement of Engineer*

- A. Owner may at its discretion appoint an engineer to replace Engineer, provided Contractor makes no reasonable objection to the replacement engineer. The replacement engineer's status under the Contract Documents shall be that of the former Engineer.

9.03 *Furnish Data*

- A. Owner shall promptly furnish the data required of Owner under the Contract Documents.

9.04 *Pay When Due*

- A. Owner shall make payments to Contractor when they are due as provided in the Agreement.

9.05 *Lands and Easements; Reports, Tests, and Drawings*

- A. Owner's duties with respect to providing lands and easements are set forth in Paragraph 5.01.
- B. Owner's duties with respect to providing engineering surveys to establish reference points are set forth in Paragraph 4.03.
- C. Article 5 refers to Owner's identifying and making available to Contractor copies of reports of explorations and tests of conditions at the Site, and drawings of physical conditions relating to existing surface or subsurface structures at the Site.

9.06 *Insurance*

- A. Owner's responsibilities, if any, with respect to purchasing and maintaining liability and property insurance are set forth in Article 6.

9.07 *Change Orders*

- A. Owner's responsibilities with respect to Change Orders are set forth in Article 11.

9.08 *Inspections, Tests, and Approvals*

- A. Owner's responsibility with respect to certain inspections, tests, and approvals is set forth in Paragraph 14.02.B.

9.09 *Limitations on Owner's Responsibilities*

- A. The Owner shall not supervise, direct, or have control or authority over, nor be responsible for, Contractor's means, methods, techniques, sequences, or procedures of construction, or the safety precautions and programs incident thereto, or for any failure of Contractor to comply with Laws and Regulations applicable to the performance of the Work. Owner will not be responsible for Contractor's failure to perform the Work in accordance with the Contract Documents.

9.10 *Undisclosed Hazardous Environmental Condition*

- A. Owner's responsibility in respect to an undisclosed Hazardous Environmental Condition is set forth in Paragraph 5.06.

9.11 *Evidence of Financial Arrangements*

- A. Upon request of Contractor, Owner shall furnish Contractor reasonable evidence that financial arrangements have been made to satisfy Owner's obligations under the Contract Documents (including obligations under proposed changes in the Work).

9.12 *Safety Programs*

- A. While at the Site, Owner's employees and representatives shall comply with the specific applicable requirements of Contractor's safety programs of which Owner has been informed.
- B. Owner shall furnish copies of any applicable Owner safety programs to Contractor.

ARTICLE 10 – ENGINEER'S STATUS DURING CONSTRUCTION

10.01 *Owner's Representative*

- A. Engineer will be Owner's representative during the construction period. The duties and responsibilities and the limitations of authority of Engineer as Owner's representative during construction are set forth in the Contract.

10.02 *Visits to Site*

- A. Engineer will make visits to the Site at intervals appropriate to the various stages of construction as Engineer deems necessary in order to observe as an experienced and qualified design professional the progress that has been made and the quality of the various aspects of Contractor's executed Work. Based on information obtained during such visits and observations, Engineer, for the benefit of Owner, will determine, in general, if the Work is proceeding in accordance with the Contract Documents. Engineer will not be required to make exhaustive or continuous inspections on the Site to check the quality or quantity of the Work. Engineer's efforts will be directed toward providing for Owner a greater degree of confidence that the completed Work will conform generally to the Contract Documents. On the basis of such visits and observations, Engineer will keep Owner informed of the progress of the Work and will endeavor to guard Owner against defective Work.
- B. Engineer's visits and observations are subject to all the limitations on Engineer's authority and responsibility set forth in Paragraph 10.08. Particularly, but without limitation, during

or as a result of Engineer's visits or observations of Contractor's Work, Engineer will not supervise, direct, control, or have authority over or be responsible for Contractor's means, methods, techniques, sequences, or procedures of construction, or the safety precautions and programs incident thereto, or for any failure of Contractor to comply with Laws and Regulations applicable to the performance of the Work.

10.03 *Project Representative*

- A. If Owner and Engineer have agreed that Engineer will furnish a Resident Project Representative to represent Engineer at the Site and assist Engineer in observing the progress and quality of the Work, then the authority and responsibilities of any such Resident Project Representative will be as provided in the Supplementary Conditions, and limitations on the responsibilities thereof will be as provided in Paragraph 10.08. If Owner designates another representative or agent to represent Owner at the Site who is not Engineer's consultant, agent, or employee, the responsibilities and authority and limitations thereon of such other individual or entity will be as provided in the Supplementary Conditions.

10.04 *Rejecting Defective Work*

- A. Engineer has the authority to reject Work in accordance with Article 14.

10.05 *Shop Drawings, Change Orders and Payments*

- A. Engineer's authority, and limitations thereof, as to Shop Drawings and Samples, are set forth in Paragraph 7.16.
- B. Engineer's authority, and limitations thereof, as to design calculations and design drawings submitted in response to a delegation of professional design services, if any, are set forth in Paragraph 7.19.
- C. Engineer's authority as to Change Orders is set forth in Article 11.
- D. Engineer's authority as to Applications for Payment is set forth in Article 15.

10.06 *Determinations for Unit Price Work*

- A. Engineer will determine the actual quantities and classifications of Unit Price Work performed by Contractor as set forth in Paragraph 13.03.

10.07 *Decisions on Requirements of Contract Documents and Acceptability of Work*

- A. Engineer will render decisions regarding the requirements of the Contract Documents, and judge the acceptability of the Work, pursuant to the specific procedures set forth herein for initial interpretations, Change Proposals, and acceptance of the Work. In rendering such decisions and judgments, Engineer will not show partiality to Owner or Contractor, and will not be liable to Owner, Contractor, or others in connection with any proceedings, interpretations, decisions, or judgments conducted or rendered in good faith.

10.08 *Limitations on Engineer's Authority and Responsibilities*

- A. Neither Engineer's authority or responsibility under this Article 10 or under any other provision of the Contract, nor any decision made by Engineer in good faith either to exercise or not exercise such authority or responsibility or the undertaking, exercise, or performance of any authority or responsibility by Engineer, shall create, impose, or give rise to any duty in contract, tort, or otherwise owed by Engineer to Contractor, any Subcontractor, any Supplier, any other individual or entity, or to any surety for or employee or agent of any of them.

- B. Engineer will not supervise, direct, control, or have authority over or be responsible for Contractor's means, methods, techniques, sequences, or procedures of construction, or the safety precautions and programs incident thereto, or for any failure of Contractor to comply with Laws and Regulations applicable to the performance of the Work. Engineer will not be responsible for Contractor's failure to perform the Work in accordance with the Contract Documents.
- C. Engineer will not be responsible for the acts or omissions of Contractor or of any Subcontractor, any Supplier, or of any other individual or entity performing any of the Work.
- D. Engineer's review of the final Application for Payment and accompanying documentation and all maintenance and operating instructions, schedules, guarantees, bonds, certificates of inspection, tests and approvals, and other documentation required to be delivered by Paragraph 15.06.A will only be to determine generally that their content complies with the requirements of, and in the case of certificates of inspections, tests, and approvals, that the results certified indicate compliance with the Contract Documents.
- E. The limitations upon authority and responsibility set forth in this Paragraph 10.08 shall also apply to the Resident Project Representative, if any.

10.09 *Compliance with Safety Program*

- A. While at the Site, Engineer's employees and representatives will comply with the specific applicable requirements of Owner's and Contractor's safety programs (if any) of which Engineer has been informed.

ARTICLE 11 – AMENDING THE CONTRACT DOCUMENTS; CHANGES IN THE WORK

11.01 *Amending and Supplementing Contract Documents*

- A. The Contract Documents may be amended or supplemented by a Change Order, a Work Change Directive, or a Field Order.
 - 1. *Change Orders:*
 - a. If an amendment or supplement to the Contract Documents includes a change in the Contract Price or the Contract Times, such amendment or supplement must be set forth in a Change Order. A Change Order also may be used to establish amendments and supplements of the Contract Documents that do not affect the Contract Price or Contract Times.
 - b. Owner and Contractor may amend those terms and conditions of the Contract Documents that do not involve (1) the performance or acceptability of the Work, (2) the design (as set forth in the Drawings, Specifications, or otherwise), or (3) other engineering or technical matters, without the recommendation of the Engineer. Such an amendment shall be set forth in a Change Order.
 - 2. *Work Change Directives:* A Work Change Directive will not change the Contract Price or the Contract Times but is evidence that the parties expect that the modification ordered or documented by a Work Change Directive will be incorporated in a subsequently issued Change Order, following negotiations by the parties as to the Work Change Directive's effect, if any, on the Contract Price and Contract Times; or, if negotiations are unsuccessful, by a determination under the terms of the Contract Documents governing adjustments, expressly including Paragraph 11.04 regarding change of Contract Price. Contractor must submit any Change Proposal seeking an

adjustment of the Contract Price or the Contract Times, or both, no later than 30 days after the completion of the Work set out in the Work Change Directive. Owner must submit any Claim seeking an adjustment of the Contract Price or the Contract Times, or both, no later than 60 days after issuance of the Work Change Directive.

3. *Field Orders*: Engineer may authorize minor changes in the Work if the changes do not involve an adjustment in the Contract Price or the Contract Times and are compatible with the design concept of the completed Project as a functioning whole as indicated by the Contract Documents. Such changes will be accomplished by a Field Order and will be binding on Owner and also on Contractor, which shall perform the Work involved promptly. If Contractor believes that a Field Order justifies an adjustment in the Contract Price or Contract Times, or both, then before proceeding with the Work at issue, Contractor shall submit a Change Proposal as provided herein.

11.02 *Owner-Authorized Changes in the Work*

- A. Without invalidating the Contract and without notice to any surety, Owner may, at any time or from time to time, order additions, deletions, or revisions in the Work. Such changes shall be supported by Engineer's recommendation, to the extent the change involves the design (as set forth in the Drawings, Specifications, or otherwise), or other engineering or technical matters. Such changes may be accomplished by a Change Order, if Owner and Contractor have agreed as to the effect, if any, of the changes on Contract Times or Contract Price; or by a Work Change Directive. Upon receipt of any such document, Contractor shall promptly proceed with the Work involved; or, in the case of a deletion in the Work, promptly cease construction activities with respect to such deleted Work. Added or revised Work shall be performed under the applicable conditions of the Contract Documents. Nothing in this paragraph shall obligate Contractor to undertake work that Contractor reasonably concludes cannot be performed in a manner consistent with Contractor's safety obligations under the Contract Documents or Laws and Regulations.

11.03 *Unauthorized Changes in the Work*

- A. Contractor shall not be entitled to an increase in the Contract Price or an extension of the Contract Times with respect to any work performed that is not required by the Contract Documents, as amended, modified, or supplemented, except in the case of an emergency as provided in Paragraph 7.15 or in the case of uncovering Work as provided in Paragraph 14.05.

11.04 *Change of Contract Price*

- A. The Contract Price may only be changed by a Change Order. Any Change Proposal for an adjustment in the Contract Price shall comply with the provisions of Paragraph 11.06. Any Claim for an adjustment of Contract Price shall comply with the provisions of Article 12.
- B. An adjustment in the Contract Price will be determined as follows:
 1. where the Work involved is covered by unit prices contained in the Contract Documents, then by application of such unit prices to the quantities of the items involved (subject to the provisions of Paragraph 13.03); or
 2. where the Work involved is not covered by unit prices contained in the Contract Documents, then by a mutually agreed lump sum (which may include an allowance for overhead and profit not necessarily in accordance with Paragraph 11.04.C.2); or
 3. where the Work involved is not covered by unit prices contained in the Contract Documents and the parties do not reach mutual agreement to a lump sum, then on

the basis of the Cost of the Work (determined as provided in Paragraph 13.01) plus a Contractor's fee for overhead and profit (determined as provided in Paragraph 11.04.C).

- C. *Contractor's Fee*: When applicable, the Contractor's fee for overhead and profit shall be determined as follows:
1. a mutually acceptable fixed fee; or
 2. if a fixed fee is not agreed upon, then a fee based on the following percentages of the various portions of the Cost of the Work:
 - a. for costs incurred under Paragraphs 13.01.B.1 and 13.01.B.2, the Contractor's fee shall be 15 percent;
 - b. for costs incurred under Paragraph 13.01.B.3, the Contractor's fee shall be five percent;
 - c. where one or more tiers of subcontracts are on the basis of Cost of the Work plus a fee and no fixed fee is agreed upon, the intent of Paragraphs 11.04.C.2.a and 11.04.C.2.b is that the Contractor's fee shall be based on: (1) a fee of 15 percent of the costs incurred under Paragraphs 13.01.A.1 and 13.01.A.2 by the Subcontractor that actually performs the Work, at whatever tier, and (2) with respect to Contractor itself and to any Subcontractors of a tier higher than that of the Subcontractor that actually performs the Work, a fee of five percent of the amount (fee plus underlying costs incurred) attributable to the next lower tier Subcontractor; provided, however, that for any such subcontracted work the maximum total fee to be paid by Owner shall be no greater than 27 percent of the costs incurred by the Subcontractor that actually performs the work;
 - d. no fee shall be payable on the basis of costs itemized under Paragraphs 13.01.B.4, 13.01.B.5, and 13.01.C;
 - e. the amount of credit to be allowed by Contractor to Owner for any change which results in a net decrease in cost will be the amount of the actual net decrease in cost plus a deduction in Contractor's fee by an amount equal to five percent of such net decrease; and
 - f. when both additions and credits are involved in any one change, the adjustment in Contractor's fee shall be computed on the basis of the net change in accordance with Paragraphs 11.04.C.2.a through 11.04.C.2.e, inclusive.

11.05 *Change of Contract Times*

- A. The Contract Times may only be changed by a Change Order. Any Change Proposal for an adjustment in the Contract Times shall comply with the provisions of Paragraph 11.06. Any Claim for an adjustment in the Contract Times shall comply with the provisions of Article 12.
- B. An adjustment of the Contract Times shall be subject to the limitations set forth in Paragraph 4.05, concerning delays in Contractor's progress.

11.06 *Change Proposals*

- A. Contractor shall submit a Change Proposal to Engineer to request an adjustment in the Contract Times or Contract Price; appeal an initial decision by Engineer concerning the requirements of the Contract Documents or relating to the acceptability of the Work under the Contract Documents; contest a set-off against payment due; or seek other relief under

the Contract. The Change Proposal shall specify any proposed change in Contract Times or Contract Price, or both, or other proposed relief, and explain the reason for the proposed change, with citations to any governing or applicable provisions of the Contract Documents.

1. *Procedures:* Contractor shall submit each Change Proposal to Engineer promptly (but in no event later than 30 days) after the start of the event giving rise thereto, or after such initial decision. The Contractor shall submit supporting data, including the proposed change in Contract Price or Contract Time (if any), to the Engineer and Owner within 15 days after the submittal of the Change Proposal. The supporting data shall be accompanied by a written statement that the supporting data are accurate and complete, and that any requested time or price adjustment is the entire adjustment to which Contractor believes it is entitled as a result of said event. Engineer will advise Owner regarding the Change Proposal, and consider any comments or response from Owner regarding the Change Proposal.
 2. *Engineer's Action:* Engineer will review each Change Proposal and, within 30 days after receipt of the Contractor's supporting data, either deny the Change Proposal in whole, approve it in whole, or deny it in part and approve it in part. Such actions shall be in writing, with a copy provided to Owner and Contractor. If Engineer does not take action on the Change Proposal within 30 days, then either Owner or Contractor may at any time thereafter submit a letter to the other party indicating that as a result of Engineer's inaction the Change Proposal is deemed denied, thereby commencing the time for appeal of the denial under Article 12.
 3. *Binding Decision:* Engineer's decision will be final and binding upon Owner and Contractor, unless Owner or Contractor appeals the decision by filing a Claim under Article 12.
- B. *Resolution of Certain Change Proposals:* If the Change Proposal does not involve the design (as set forth in the Drawings, Specifications, or otherwise), the acceptability of the Work, or other engineering or technical matters, then Engineer will notify the parties that the Engineer is unable to resolve the Change Proposal. For purposes of further resolution of such a Change Proposal, such notice shall be deemed a denial, and Contractor may choose to seek resolution under the terms of Article 12.

11.07 *Execution of Change Orders*

- A. Owner and Contractor shall execute appropriate Change Orders covering:
1. changes in the Contract Price or Contract Times which are agreed to by the parties, including any undisputed sum or amount of time for Work actually performed in accordance with a Work Change Directive;
 2. changes in Contract Price resulting from an Owner set-off, unless Contractor has duly contested such set-off;
 3. changes in the Work which are: (a) ordered by Owner pursuant to Paragraph 11.02, (b) required because of Owner's acceptance of defective Work under Paragraph 14.04 or Owner's correction of defective Work under Paragraph 14.07, or (c) agreed to by the parties, subject to the need for Engineer's recommendation if the change in the Work involves the design (as set forth in the Drawings, Specifications, or otherwise), or other engineering or technical matters; and
 4. changes in the Contract Price or Contract Times, or other changes, which embody the substance of any final and binding results under Paragraph 11.06, or Article 12.

- B. If Owner or Contractor refuses to execute a Change Order that is required to be executed under the terms of this Paragraph 11.07, it shall be deemed to be of full force and effect, as if fully executed.

11.08 *Notification to Surety*

- A. If the provisions of any bond require notice to be given to a surety of any change affecting the general scope of the Work or the provisions of the Contract Documents (including, but not limited to, Contract Price or Contract Times), the giving of any such notice will be Contractor's responsibility. The amount of each applicable bond will be adjusted to reflect the effect of any such change.

ARTICLE 12 – CLAIMS

12.01 *Claims*

- A. *Claims Process:* The following disputes between Owner and Contractor shall be submitted to the Claims process set forth in this Article:
 - 1. Appeals by Owner or Contractor of Engineer's decisions regarding Change Proposals;
 - 2. Owner demands for adjustments in the Contract Price or Contract Times, or other relief under the Contract Documents; and
 - 3. Disputes that Engineer has been unable to address because they do not involve the design (as set forth in the Drawings, Specifications, or otherwise), the acceptability of the Work, or other engineering or technical matters.
- B. *Submittal of Claim:* The party submitting a Claim shall deliver it directly to the other party to the Contract promptly (but in no event later than 30 days) after the start of the event giving rise thereto; in the case of appeals regarding Change Proposals within 30 days of the decision under appeal. The party submitting the Claim shall also furnish a copy to the Engineer, for its information only. The responsibility to substantiate a Claim shall rest with the party making the Claim. In the case of a Claim by Contractor seeking an increase in the Contract Times or Contract Price, or both, Contractor shall certify that the Claim is made in good faith, that the supporting data are accurate and complete, and that to the best of Contractor's knowledge and belief the amount of time or money requested accurately reflects the full amount to which Contractor is entitled.
- C. *Review and Resolution:* The party receiving a Claim shall review it thoroughly, giving full consideration to its merits. The two parties shall seek to resolve the Claim through the exchange of information and direct negotiations. The parties may extend the time for resolving the Claim by mutual agreement. All actions taken on a Claim shall be stated in writing and submitted to the other party, with a copy to Engineer.
- D. *Mediation:*
 - 1. At any time after initiation of a Claim, Owner and Contractor may mutually agree to mediation of the underlying dispute. The agreement to mediate shall stay the Claim submittal and response process.
 - 2. If Owner and Contractor agree to mediation, then after 60 days from such agreement, either Owner or Contractor may unilaterally terminate the mediation process, and the Claim submittal and decision process shall resume as of the date of the termination. If the mediation proceeds but is unsuccessful in resolving the dispute, the Claim

submittal and decision process shall resume as of the date of the conclusion of the mediation, as determined by the mediator.

3. Owner and Contractor shall each pay one-half of the mediator's fees and costs.
- E. *Partial Approval*: If the party receiving a Claim approves the Claim in part and denies it in part, such action shall be final and binding unless within 30 days of such action the other party invokes the procedure set forth in Article 17 for final resolution of disputes.
- F. *Denial of Claim*: If efforts to resolve a Claim are not successful, the party receiving the Claim may deny it by giving written notice of denial to the other party. If the receiving party does not take action on the Claim within 90 days, then either Owner or Contractor may at any time thereafter submit a letter to the other party indicating that as a result of the inaction, the Claim is deemed denied, thereby commencing the time for appeal of the denial. A denial of the Claim shall be final and binding unless within 30 days of the denial the other party invokes the procedure set forth in Article 17 for the final resolution of disputes.
- G. *Final and Binding Results*: If the parties reach a mutual agreement regarding a Claim, whether through approval of the Claim, direct negotiations, mediation, or otherwise; or if a Claim is approved in part and denied in part, or denied in full, and such actions become final and binding; then the results of the agreement or action on the Claim shall be incorporated in a Change Order to the extent they affect the Contract, including the Work, the Contract Times, or the Contract Price.

ARTICLE 13 – COST OF THE WORK; ALLOWANCES; UNIT PRICE WORK

13.01 *Cost of the Work*

- A. *Purposes for Determination of Cost of the Work*: The term Cost of the Work means the sum of all costs necessary for the proper performance of the Work at issue, as further defined below. The provisions of this Paragraph 13.01 are used for two distinct purposes:
 1. To determine Cost of the Work when Cost of the Work is a component of the Contract Price, under cost-plus-fee, time-and-materials, or other cost-based terms; or
 2. To determine the value of a Change Order, Change Proposal, Claim, set-off, or other adjustment in Contract Price. When the value of any such adjustment is determined on the basis of Cost of the Work, Contractor is entitled only to those additional or incremental costs required because of the change in the Work or because of the event giving rise to the adjustment.
- B. *Costs Included*: Except as otherwise may be agreed to in writing by Owner, costs included in the Cost of the Work shall be in amounts no higher than those prevailing in the locality of the Project, shall not include any of the costs itemized in Paragraph 13.01.C, and shall include only the following items:
 1. Payroll costs for employees in the direct employ of Contractor in the performance of the Work under schedules of job classifications agreed upon by Owner and Contractor. Such employees shall include, without limitation, superintendents, foremen, and other personnel employed full time on the Work. Payroll costs for employees not employed full time on the Work shall be apportioned on the basis of their time spent on the Work. Payroll costs shall include, but not be limited to, salaries and wages plus the cost of fringe benefits, which shall include social security contributions, unemployment, excise, and payroll taxes, workers' compensation, health and retirement benefits, bonuses, sick leave, and vacation and holiday pay applicable

thereto. The expenses of performing Work outside of regular working hours, on Saturday, Sunday, or legal holidays, shall be included in the above to the extent authorized by Owner.

2. Cost of all materials and equipment furnished and incorporated in the Work, including costs of transportation and storage thereof, and Suppliers' field services required in connection therewith. All cash discounts shall accrue to Contractor unless Owner deposits funds with Contractor with which to make payments, in which case the cash discounts shall accrue to Owner. All trade discounts, rebates, and refunds and returns from sale of surplus materials and equipment shall accrue to Owner, and Contractor shall make provisions so that they may be obtained.
3. Payments made by Contractor to Subcontractors for Work performed by Subcontractors. If required by Owner, Contractor shall obtain competitive bids from subcontractors acceptable to Owner and Contractor and shall deliver such bids to Owner, who will then determine, with the advice of Engineer, which bids, if any, will be acceptable. If any subcontract provides that the Subcontractor is to be paid on the basis of Cost of the Work plus a fee, the Subcontractor's Cost of the Work and fee shall be determined in the same manner as Contractor's Cost of the Work and fee as provided in this Paragraph 13.01.
4. Costs of special consultants (including but not limited to engineers, architects, testing laboratories, surveyors, attorneys, and accountants) employed for services specifically related to the Work.
5. Supplemental costs including the following:
 - a. The proportion of necessary transportation, travel, and subsistence expenses of Contractor's employees incurred in discharge of duties connected with the Work.
 - b. Cost, including transportation and maintenance, of all materials, supplies, equipment, machinery, appliances, office, and temporary facilities at the Site, and hand tools not owned by the workers, which are consumed in the performance of the Work, and cost, less market value, of such items used but not consumed which remain the property of Contractor.
 - c. Rentals of all construction equipment and machinery, and the parts thereof, whether rented from Contractor or others in accordance with rental agreements approved by Owner with the advice of Engineer, and the costs of transportation, loading, unloading, assembly, dismantling, and removal thereof. All such costs shall be in accordance with the terms of said rental agreements. The rental of any such equipment, machinery, or parts shall cease when the use thereof is no longer necessary for the Work.
 - d. Sales, consumer, use, and other similar taxes related to the Work, and for which Contractor is liable, as imposed by Laws and Regulations.
 - e. Deposits lost for causes other than negligence of Contractor, any Subcontractor, or anyone directly or indirectly employed by any of them or for whose acts any of them may be liable, and royalty payments and fees for permits and licenses.
 - f. Losses and damages (and related expenses) caused by damage to the Work, not compensated by insurance or otherwise, sustained by Contractor in connection with the performance of the Work (except losses and damages within the deductible amounts of property insurance established in accordance with Paragraph 6.05), provided such losses and damages have resulted from causes

other than the negligence of Contractor, any Subcontractor, or anyone directly or indirectly employed by any of them or for whose acts any of them may be liable. Such losses shall include settlements made with the written consent and approval of Owner. No such losses, damages, and expenses shall be included in the Cost of the Work for the purpose of determining Contractor's fee.

- g. The cost of utilities, fuel, and sanitary facilities at the Site.
- h. Minor expenses such as communication service at the Site, express and courier services, and similar petty cash items in connection with the Work.
- i. The costs of premiums for all bonds and insurance that Contractor is required by the Contract Documents to purchase and maintain.

C. *Costs Excluded:* The term Cost of the Work shall not include any of the following items:

- 1. Payroll costs and other compensation of Contractor's officers, executives, principals (of partnerships and sole proprietorships), general managers, safety managers, engineers, architects, estimators, attorneys, auditors, accountants, purchasing and contracting agents, expeditors, timekeepers, clerks, and other personnel employed by Contractor, whether at the Site or in Contractor's principal or branch office for general administration of the Work and not specifically included in the agreed upon schedule of job classifications referred to in Paragraph 13.01.B.1 or specifically covered by Paragraph 13.01.B.4. The payroll costs and other compensation excluded here are to be considered administrative costs covered by the Contractor's fee.
- 2. Expenses of Contractor's principal and branch offices other than Contractor's office at the Site.
- 3. Any part of Contractor's capital expenses, including interest on Contractor's capital employed for the Work and charges against Contractor for delinquent payments.
- 4. Costs due to the negligence of Contractor, any Subcontractor, or anyone directly or indirectly employed by any of them or for whose acts any of them may be liable, including but not limited to, the correction of defective Work, disposal of materials or equipment wrongly supplied, and making good any damage to property.
- 5. Other overhead or general expense costs of any kind and the costs of any item not specifically and expressly included in Paragraph 13.01.B.

D. *Contractor's Fee:* When the Work as a whole is performed on the basis of cost-plus, Contractor's fee shall be determined as set forth in the Agreement. When the value of any Work covered by a Change Order, Change Proposal, Claim, set-off, or other adjustment in Contract Price is determined on the basis of Cost of the Work, Contractor's fee shall be determined as set forth in Paragraph 11.04.C.

E. *Documentation:* Whenever the Cost of the Work for any purpose is to be determined pursuant to this Article 13, Contractor will establish and maintain records thereof in accordance with generally accepted accounting practices and submit in a form acceptable to Engineer an itemized cost breakdown together with supporting data.

13.02 Allowances

- A. It is understood that Contractor has included in the Contract Price all allowances so named in the Contract Documents and shall cause the Work so covered to be performed for such sums and by such persons or entities as may be acceptable to Owner and Engineer.

- B. *Cash Allowances*: Contractor agrees that:
 - 1. the cash allowances include the cost to Contractor (less any applicable trade discounts) of materials and equipment required by the allowances to be delivered at the Site, and all applicable taxes; and
 - 2. Contractor's costs for unloading and handling on the Site, labor, installation, overhead, profit, and other expenses contemplated for the cash allowances have been included in the Contract Price and not in the allowances, and no demand for additional payment on account of any of the foregoing will be valid.
- C. *Contingency Allowance*: Contractor agrees that a contingency allowance, if any, is for the sole use of Owner to cover unanticipated costs.
- D. Prior to final payment, an appropriate Change Order will be issued as recommended by Engineer to reflect actual amounts due Contractor on account of Work covered by allowances, and the Contract Price shall be correspondingly adjusted.

13.03 *Unit Price Work*

- A. Where the Contract Documents provide that all or part of the Work is to be Unit Price Work, initially the Contract Price will be deemed to include for all Unit Price Work an amount equal to the sum of the unit price for each separately identified item of Unit Price Work times the estimated quantity of each item as indicated in the Agreement.
- B. The estimated quantities of items of Unit Price Work are not guaranteed and are solely for the purpose of comparison of Bids and determining an initial Contract Price. Payments to Contractor for Unit Price Work will be based on actual quantities.
- C. Each unit price will be deemed to include an amount considered by Contractor to be adequate to cover Contractor's overhead and profit for each separately identified item.
- D. Engineer will determine the actual quantities and classifications of Unit Price Work performed by Contractor. Engineer will review with Contractor the Engineer's preliminary determinations on such matters before rendering a written decision thereon (by recommendation of an Application for Payment or otherwise). Engineer's written decision thereon will be final and binding (except as modified by Engineer to reflect changed factual conditions or more accurate data) upon Owner and Contractor, subject to the provisions of the following paragraph.
- E. Within 30 days of Engineer's written decision under the preceding paragraph, Contractor may submit a Change Proposal, or Owner may file a Claim, seeking an adjustment in the Contract Price if:
 - 1. the quantity of any item of Unit Price Work performed by Contractor differs materially and significantly from the estimated quantity of such item indicated in the Agreement;
 - 2. there is no corresponding adjustment with respect to any other item of Work; and
 - 3. Contractor believes that it is entitled to an increase in Contract Price as a result of having incurred additional expense or Owner believes that Owner is entitled to a decrease in Contract Price, and the parties are unable to agree as to the amount of any such increase or decrease.

ARTICLE 14 – TESTS AND INSPECTIONS; CORRECTION, REMOVAL OR ACCEPTANCE OF DEFECTIVE WORK

14.01 *Access to Work*

- A. Owner, Engineer, their consultants and other representatives and personnel of Owner, independent testing laboratories, and authorities having jurisdiction will have access to the Site and the Work at reasonable times for their observation, inspection, and testing. Contractor shall provide them proper and safe conditions for such access and advise them of Contractor's safety procedures and programs so that they may comply therewith as applicable.

14.02 *Tests, Inspections, and Approvals*

- A. Contractor shall give Engineer timely notice of readiness of the Work (or specific parts thereof) for all required inspections and tests, and shall cooperate with inspection and testing personnel to facilitate required inspections and tests.
- B. Owner shall retain and pay for the services of an independent inspector, testing laboratory, or other qualified individual or entity to perform all inspections and tests expressly required by the Contract Documents to be furnished and paid for by Owner, except that costs incurred in connection with tests or inspections of covered Work shall be governed by the provisions of Paragraph 14.05.
- C. If Laws or Regulations of any public body having jurisdiction require any Work (or part thereof) specifically to be inspected, tested, or approved by an employee or other representative of such public body, Contractor shall assume full responsibility for arranging and obtaining such inspections, tests, or approvals, pay all costs in connection therewith, and furnish Engineer the required certificates of inspection or approval.
- D. Contractor shall be responsible for arranging, obtaining, and paying for all inspections and tests required:
 - 1. by the Contract Documents, unless the Contract Documents expressly allocate responsibility for a specific inspection or test to Owner;
 - 2. to attain Owner's and Engineer's acceptance of materials or equipment to be incorporated in the Work;
 - 3. by manufacturers of equipment furnished under the Contract Documents;
 - 4. for testing, adjusting, and balancing of mechanical, electrical, and other equipment to be incorporated into the Work; and
 - 5. for acceptance of materials, mix designs, or equipment submitted for approval prior to Contractor's purchase thereof for incorporation in the Work.

Such inspections and tests shall be performed by independent inspectors, testing laboratories, or other qualified individuals or entities acceptable to Owner and Engineer.

- E. If the Contract Documents require the Work (or part thereof) to be approved by Owner, Engineer, or another designated individual or entity, then Contractor shall assume full responsibility for arranging and obtaining such approvals.
- F. If any Work (or the work of others) that is to be inspected, tested, or approved is covered by Contractor without written concurrence of Engineer, Contractor shall, if requested by Engineer, uncover such Work for observation. Such uncovering shall be at Contractor's expense unless Contractor had given Engineer timely notice of Contractor's intention to

cover the same and Engineer had not acted with reasonable promptness in response to such notice.

14.03 *Defective Work*

- A. *Contractor's Obligation:* It is Contractor's obligation to assure that the Work is not defective.
- B. *Engineer's Authority:* Engineer has the authority to determine whether Work is defective, and to reject defective Work.
- C. *Notice of Defects:* Prompt notice of all defective Work of which Owner or Engineer has actual knowledge will be given to Contractor.
- D. *Correction, or Removal and Replacement:* Promptly after receipt of written notice of defective Work, Contractor shall correct all such defective Work, whether or not fabricated, installed, or completed, or, if Engineer has rejected the defective Work, remove it from the Project and replace it with Work that is not defective.
- E. *Preservation of Warranties:* When correcting defective Work, Contractor shall take no action that would void or otherwise impair Owner's special warranty and guarantee, if any, on said Work.
- F. *Costs and Damages:* In addition to its correction, removal, and replacement obligations with respect to defective Work, Contractor shall pay all claims, costs, losses, and damages arising out of or relating to defective Work, including but not limited to the cost of the inspection, testing, correction, removal, replacement, or reconstruction of such defective Work, fines levied against Owner by governmental authorities because the Work is defective, and the costs of repair or replacement of work of others resulting from defective Work. Prior to final payment, if Owner and Contractor are unable to agree as to the measure of such claims, costs, losses, and damages resulting from defective Work, then Owner may impose a reasonable set-off against payments due under Article 15.

14.04 *Acceptance of Defective Work*

- A. If, instead of requiring correction or removal and replacement of defective Work, Owner prefers to accept it, Owner may do so (subject, if such acceptance occurs prior to final payment, to Engineer's confirmation that such acceptance is in general accord with the design intent and applicable engineering principles, and will not endanger public safety). Contractor shall pay all claims, costs, losses, and damages attributable to Owner's evaluation of and determination to accept such defective Work (such costs to be approved by Engineer as to reasonableness), and for the diminished value of the Work to the extent not otherwise paid by Contractor. If any such acceptance occurs prior to final payment, the necessary revisions in the Contract Documents with respect to the Work shall be incorporated in a Change Order. If the parties are unable to agree as to the decrease in the Contract Price, reflecting the diminished value of Work so accepted, then Owner may impose a reasonable set-off against payments due under Article 15. If the acceptance of defective Work occurs after final payment, Contractor shall pay an appropriate amount to Owner.

14.05 *Uncovering Work*

- A. Engineer has the authority to require additional inspection or testing of the Work, whether or not the Work is fabricated, installed, or completed.

- B. If any Work is covered contrary to the written request of Engineer, then Contractor shall, if requested by Engineer, uncover such Work for Engineer's observation, and then replace the covering, all at Contractor's expense.
- C. If Engineer considers it necessary or advisable that covered Work be observed by Engineer or inspected or tested by others, then Contractor, at Engineer's request, shall uncover, expose, or otherwise make available for observation, inspection, or testing as Engineer may require, that portion of the Work in question, and provide all necessary labor, material, and equipment.
 - 1. If it is found that the uncovered Work is defective, Contractor shall be responsible for all claims, costs, losses, and damages arising out of or relating to such uncovering, exposure, observation, inspection, and testing, and of satisfactory replacement or reconstruction (including but not limited to all costs of repair or replacement of work of others); and pending Contractor's full discharge of this responsibility the Owner shall be entitled to impose a reasonable set-off against payments due under Article 15.
 - 2. If the uncovered Work is not found to be defective, Contractor shall be allowed an increase in the Contract Price or an extension of the Contract Times, or both, directly attributable to such uncovering, exposure, observation, inspection, testing, replacement, and reconstruction. If the parties are unable to agree as to the amount or extent thereof, then Contractor may submit a Change Proposal within 30 days of the determination that the Work is not defective.

14.06 *Owner May Stop the Work*

- A. If the Work is defective, or Contractor fails to supply sufficient skilled workers or suitable materials or equipment, or fails to perform the Work in such a way that the completed Work will conform to the Contract Documents, then Owner may order Contractor to stop the Work, or any portion thereof, until the cause for such order has been eliminated; however, this right of Owner to stop the Work shall not give rise to any duty on the part of Owner to exercise this right for the benefit of Contractor, any Subcontractor, any Supplier, any other individual or entity, or any surety for, or employee or agent of any of them.

14.07 *Owner May Correct Defective Work*

- A. If Contractor fails within a reasonable time after written notice from Engineer to correct defective Work, or to remove and replace rejected Work as required by Engineer, or if Contractor fails to perform the Work in accordance with the Contract Documents, or if Contractor fails to comply with any other provision of the Contract Documents, then Owner may, after seven days written notice to Contractor, correct or remedy any such deficiency.
- B. In exercising the rights and remedies under this Paragraph 14.07, Owner shall proceed expeditiously. In connection with such corrective or remedial action, Owner may exclude Contractor from all or part of the Site, take possession of all or part of the Work and suspend Contractor's services related thereto, and incorporate in the Work all materials and equipment stored at the Site or for which Owner has paid Contractor but which are stored elsewhere. Contractor shall allow Owner, Owner's representatives, agents and employees, Owner's other contractors, and Engineer and Engineer's consultants access to the Site to enable Owner to exercise the rights and remedies under this paragraph.
- C. All claims, costs, losses, and damages incurred or sustained by Owner in exercising the rights and remedies under this Paragraph 14.07 will be charged against Contractor as set-offs against payments due under Article 15. Such claims, costs, losses and damages will

include but not be limited to all costs of repair, or replacement of work of others destroyed or damaged by correction, removal, or replacement of Contractor's defective Work.

- D. Contractor shall not be allowed an extension of the Contract Times because of any delay in the performance of the Work attributable to the exercise by Owner of Owner's rights and remedies under this Paragraph 14.07.

ARTICLE 15 – PAYMENTS TO CONTRACTOR; SET-OFFS; COMPLETION; CORRECTION PERIOD

15.01 Progress Payments

- A. *Basis for Progress Payments:* The Schedule of Values established as provided in Article 2 will serve as the basis for progress payments and will be incorporated into a form of Application for Payment acceptable to Engineer. Progress payments on account of Unit Price Work will be based on the number of units completed during the pay period, as determined under the provisions of Paragraph 13.03. Progress payments for cost-based Work will be based on Cost of the Work completed by Contractor during the pay period.
- B. *Applications for Payments:*
1. At least 20 days before the date established in the Agreement for each progress payment (but not more often than once a month), Contractor shall submit to Engineer for review an Application for Payment filled out and signed by Contractor covering the Work completed as of the date of the Application and accompanied by such supporting documentation as is required by the Contract Documents. If payment is requested on the basis of materials and equipment not incorporated in the Work but delivered and suitably stored at the Site or at another location agreed to in writing, the Application for Payment shall also be accompanied by a bill of sale, invoice, or other documentation warranting that Owner has received the materials and equipment free and clear of all Liens, and evidence that the materials and equipment are covered by appropriate property insurance, a warehouse bond, or other arrangements to protect Owner's interest therein, all of which must be satisfactory to Owner.
 2. Beginning with the second Application for Payment, each Application shall include an affidavit of Contractor stating that all previous progress payments received on account of the Work have been applied on account to discharge Contractor's legitimate obligations associated with prior Applications for Payment.
 3. The amount of retainage with respect to progress payments will be as stipulated in the Agreement.
- C. *Review of Applications:*
1. Engineer will, within 10 days after receipt of each Application for Payment, including each resubmittal, either indicate in writing a recommendation of payment and present the Application to Owner, or return the Application to Contractor indicating in writing Engineer's reasons for refusing to recommend payment. In the latter case, Contractor may make the necessary corrections and resubmit the Application.
 2. Engineer's recommendation of any payment requested in an Application for Payment will constitute a representation by Engineer to Owner, based on Engineer's observations of the executed Work as an experienced and qualified design professional, and on Engineer's review of the Application for Payment and the accompanying data and schedules, that to the best of Engineer's knowledge, information and belief:

- a. the Work has progressed to the point indicated;
 - b. the quality of the Work is generally in accordance with the Contract Documents (subject to an evaluation of the Work as a functioning whole prior to or upon Substantial Completion, the results of any subsequent tests called for in the Contract Documents, a final determination of quantities and classifications for Unit Price Work under Paragraph 13.03, and any other qualifications stated in the recommendation); and
 - c. the conditions precedent to Contractor's being entitled to such payment appear to have been fulfilled in so far as it is Engineer's responsibility to observe the Work.
3. By recommending any such payment Engineer will not thereby be deemed to have represented that:
 - a. inspections made to check the quality or the quantity of the Work as it has been performed have been exhaustive, extended to every aspect of the Work in progress, or involved detailed inspections of the Work beyond the responsibilities specifically assigned to Engineer in the Contract; or
 - b. there may not be other matters or issues between the parties that might entitle Contractor to be paid additionally by Owner or entitle Owner to withhold payment to Contractor.
4. Neither Engineer's review of Contractor's Work for the purposes of recommending payments nor Engineer's recommendation of any payment, including final payment, will impose responsibility on Engineer:
 - a. to supervise, direct, or control the Work, or
 - b. for the means, methods, techniques, sequences, or procedures of construction, or the safety precautions and programs incident thereto, or
 - c. for Contractor's failure to comply with Laws and Regulations applicable to Contractor's performance of the Work, or
 - d. to make any examination to ascertain how or for what purposes Contractor has used the money paid on account of the Contract Price, or
 - e. to determine that title to any of the Work, materials, or equipment has passed to Owner free and clear of any Liens.
5. Engineer may refuse to recommend the whole or any part of any payment if, in Engineer's opinion, it would be incorrect to make the representations to Owner stated in Paragraph 15.01.C.2.
6. Engineer will recommend reductions in payment (set-offs) necessary in Engineer's opinion to protect Owner from loss because:
 - a. the Work is defective, requiring correction or replacement;
 - b. the Contract Price has been reduced by Change Orders;
 - c. Owner has been required to correct defective Work in accordance with Paragraph 14.07, or has accepted defective Work pursuant to Paragraph 14.04;
 - d. Owner has been required to remove or remediate a Hazardous Environmental Condition for which Contractor is responsible; or

- e. Engineer has actual knowledge of the occurrence of any of the events that would constitute a default by Contractor and therefore justify termination for cause under the Contract Documents.

D. *Payment Becomes Due:*

- 1. Ten days after presentation of the Application for Payment to Owner with Engineer's recommendation, the amount recommended (subject to any Owner set-offs) will become due, and when due will be paid by Owner to Contractor.

E. *Reductions in Payment by Owner:*

- 1. In addition to any reductions in payment (set-offs) recommended by Engineer, Owner is entitled to impose a set-off against payment based on any of the following:
 - a. claims have been made against Owner on account of Contractor's conduct in the performance or furnishing of the Work, or Owner has incurred costs, losses, or damages on account of Contractor's conduct in the performance or furnishing of the Work, including but not limited to claims, costs, losses, or damages from workplace injuries, adjacent property damage, non-compliance with Laws and Regulations, and patent infringement;
 - b. Contractor has failed to take reasonable and customary measures to avoid damage, delay, disruption, and interference with other work at or adjacent to the Site;
 - c. Contractor has failed to provide and maintain required bonds or insurance;
 - d. Owner has been required to remove or remediate a Hazardous Environmental Condition for which Contractor is responsible;
 - e. Owner has incurred extra charges or engineering costs related to submittal reviews, evaluations of proposed substitutes, tests and inspections, or return visits to manufacturing or assembly facilities;
 - f. the Work is defective, requiring correction or replacement;
 - g. Owner has been required to correct defective Work in accordance with Paragraph 14.07, or has accepted defective Work pursuant to Paragraph 14.04;
 - h. the Contract Price has been reduced by Change Orders;
 - i. an event that would constitute a default by Contractor and therefore justify a termination for cause has occurred;
 - j. liquidated damages have accrued as a result of Contractor's failure to achieve Milestones, Substantial Completion, or final completion of the Work;
 - k. Liens have been filed in connection with the Work, except where Contractor has delivered a specific bond satisfactory to Owner to secure the satisfaction and discharge of such Liens;
 - l. there are other items entitling Owner to a set off against the amount recommended.
- 2. If Owner imposes any set-off against payment, whether based on its own knowledge or on the written recommendations of Engineer, Owner will give Contractor immediate written notice (with a copy to Engineer) stating the reasons for such action and the specific amount of the reduction, and promptly pay Contractor any amount

remaining after deduction of the amount so withheld. Owner shall promptly pay Contractor the amount so withheld, or any adjustment thereto agreed to by Owner and Contractor, if Contractor remedies the reasons for such action. The reduction imposed shall be binding on Contractor unless it duly submits a Change Proposal contesting the reduction.

3. Upon a subsequent determination that Owner's refusal of payment was not justified, the amount wrongfully withheld shall be treated as an amount due as determined by Paragraph 15.01.C.1 and subject to interest as provided in the Agreement.

15.02 *Contractor's Warranty of Title*

- A. Contractor warrants and guarantees that title to all Work, materials, and equipment furnished under the Contract will pass to Owner free and clear of (1) all Liens and other title defects, and (2) all patent, licensing, copyright, or royalty obligations, no later than seven days after the time of payment by Owner.

15.03 *Substantial Completion*

- A. When Contractor considers the entire Work ready for its intended use Contractor shall notify Owner and Engineer in writing that the entire Work is substantially complete and request that Engineer issue a certificate of Substantial Completion. Contractor shall at the same time submit to Owner and Engineer an initial draft of punch list items to be completed or corrected before final payment.
- B. Promptly after Contractor's notification, Owner, Contractor, and Engineer shall make an inspection of the Work to determine the status of completion. If Engineer does not consider the Work substantially complete, Engineer will notify Contractor in writing giving the reasons therefor.
- C. If Engineer considers the Work substantially complete, Engineer will deliver to Owner a preliminary certificate of Substantial Completion which shall fix the date of Substantial Completion. Engineer shall attach to the certificate a punch list of items to be completed or corrected before final payment. Owner shall have seven days after receipt of the preliminary certificate during which to make written objection to Engineer as to any provisions of the certificate or attached punch list. If, after considering the objections to the provisions of the preliminary certificate, Engineer concludes that the Work is not substantially complete, Engineer will, within 14 days after submission of the preliminary certificate to Owner, notify Contractor in writing that the Work is not substantially complete, stating the reasons therefor. If Owner does not object to the provisions of the certificate, or if despite consideration of Owner's objections Engineer concludes that the Work is substantially complete, then Engineer will, within said 14 days, execute and deliver to Owner and Contractor a final certificate of Substantial Completion (with a revised punch list of items to be completed or corrected) reflecting such changes from the preliminary certificate as Engineer believes justified after consideration of any objections from Owner.
- D. At the time of receipt of the preliminary certificate of Substantial Completion, Owner and Contractor will confer regarding Owner's use or occupancy of the Work following Substantial Completion, review the builder's risk insurance policy with respect to the end of the builder's risk coverage, and confirm the transition to coverage of the Work under a permanent property insurance policy held by Owner. Unless Owner and Contractor agree otherwise in writing, Owner shall bear responsibility for security, operation, protection of the Work, property insurance, maintenance, heat, and utilities upon Owner's use or occupancy of the Work.

- E. After Substantial Completion the Contractor shall promptly begin work on the punch list of items to be completed or corrected prior to final payment. In appropriate cases Contractor may submit monthly Applications for Payment for completed punch list items, following the progress payment procedures set forth above.
- F. Owner shall have the right to exclude Contractor from the Site after the date of Substantial Completion subject to allowing Contractor reasonable access to remove its property and complete or correct items on the punch list.

15.04 *Partial Use or Occupancy*

- A. Prior to Substantial Completion of all the Work, Owner may use or occupy any substantially completed part of the Work which has specifically been identified in the Contract Documents, or which Owner, Engineer, and Contractor agree constitutes a separately functioning and usable part of the Work that can be used by Owner for its intended purpose without significant interference with Contractor's performance of the remainder of the Work, subject to the following conditions:
 - 1. At any time Owner may request in writing that Contractor permit Owner to use or occupy any such part of the Work that Owner believes to be substantially complete. If and when Contractor agrees that such part of the Work is substantially complete, Contractor, Owner, and Engineer will follow the procedures of Paragraph 15.03.A through E for that part of the Work.
 - 2. At any time Contractor may notify Owner and Engineer in writing that Contractor considers any such part of the Work substantially complete and request Engineer to issue a certificate of Substantial Completion for that part of the Work.
 - 3. Within a reasonable time after either such request, Owner, Contractor, and Engineer shall make an inspection of that part of the Work to determine its status of completion. If Engineer does not consider that part of the Work to be substantially complete, Engineer will notify Owner and Contractor in writing giving the reasons therefor. If Engineer considers that part of the Work to be substantially complete, the provisions of Paragraph 15.03 will apply with respect to certification of Substantial Completion of that part of the Work and the division of responsibility in respect thereof and access thereto.
 - 4. No use or occupancy or separate operation of part of the Work may occur prior to compliance with the requirements of Paragraph 6.05 regarding builder's risk or other property insurance.

15.05 *Final Inspection*

- A. Upon written notice from Contractor that the entire Work or an agreed portion thereof is complete, Engineer will promptly make a final inspection with Owner and Contractor and will notify Contractor in writing of all particulars in which this inspection reveals that the Work, or agreed portion thereof, is incomplete or defective. Contractor shall immediately take such measures as are necessary to complete such Work or remedy such deficiencies.

15.06 *Final Payment*

- A. *Application for Payment:*
 - 1. After Contractor has, in the opinion of Engineer, satisfactorily completed all corrections identified during the final inspection and has delivered, in accordance with the Contract Documents, all maintenance and operating instructions, schedules, guarantees, bonds, certificates or other evidence of insurance, certificates of

inspection, annotated record documents (as provided in Paragraph 7.11), and other documents, Contractor may make application for final payment.

2. The final Application for Payment shall be accompanied (except as previously delivered) by:
 - a. all documentation called for in the Contract Documents;
 - b. consent of the surety, if any, to final payment;
 - c. satisfactory evidence that all title issues have been resolved such that title to all Work, materials, and equipment has passed to Owner free and clear of any Liens or other title defects, or will so pass upon final payment.
 - d. a list of all disputes that Contractor believes are unsettled; and
 - e. complete and legally effective releases or waivers (satisfactory to Owner) of all Lien rights arising out of the Work, and of Liens filed in connection with the Work.
3. In lieu of the releases or waivers of Liens specified in Paragraph 15.06.A.2 and as approved by Owner, Contractor may furnish receipts or releases in full and an affidavit of Contractor that: (a) the releases and receipts include all labor, services, material, and equipment for which a Lien could be filed; and (b) all payrolls, material and equipment bills, and other indebtedness connected with the Work for which Owner might in any way be responsible, or which might in any way result in liens or other burdens on Owner's property, have been paid or otherwise satisfied. If any Subcontractor or Supplier fails to furnish such a release or receipt in full, Contractor may furnish a bond or other collateral satisfactory to Owner to indemnify Owner against any Lien, or Owner at its option may issue joint checks payable to Contractor and specified Subcontractors and Suppliers.

B. *Engineer's Review of Application and Acceptance:*

1. If, on the basis of Engineer's observation of the Work during construction and final inspection, and Engineer's review of the final Application for Payment and accompanying documentation as required by the Contract Documents, Engineer is satisfied that the Work has been completed and Contractor's other obligations under the Contract have been fulfilled, Engineer will, within ten days after receipt of the final Application for Payment, indicate in writing Engineer's recommendation of final payment and present the Application for Payment to Owner for payment. Such recommendation shall account for any set-offs against payment that are necessary in Engineer's opinion to protect Owner from loss for the reasons stated above with respect to progress payments. At the same time Engineer will also give written notice to Owner and Contractor that the Work is acceptable, subject to the provisions of Paragraph 15.07. Otherwise, Engineer will return the Application for Payment to Contractor, indicating in writing the reasons for refusing to recommend final payment, in which case Contractor shall make the necessary corrections and resubmit the Application for Payment.

C. *Completion of Work:* The Work is complete (subject to surviving obligations) when it is ready for final payment as established by the Engineer's written recommendation of final payment.

D. *Payment Becomes Due:* Thirty days after the presentation to Owner of the final Application for Payment and accompanying documentation, the amount recommended by Engineer (less any further sum Owner is entitled to set off against Engineer's recommendation,

including but not limited to set-offs for liquidated damages and set-offs allowed under the provisions above with respect to progress payments) will become due and shall be paid by Owner to Contractor.

15.07 *Waiver of Claims*

- A. The making of final payment will not constitute a waiver by Owner of claims or rights against Contractor. Owner expressly reserves claims and rights arising from unsettled Liens, from defective Work appearing after final inspection pursuant to Paragraph 15.05, from Contractor's failure to comply with the Contract Documents or the terms of any special guarantees specified therein, from outstanding Claims by Owner, or from Contractor's continuing obligations under the Contract Documents.
- B. The acceptance of final payment by Contractor will constitute a waiver by Contractor of all claims and rights against Owner other than those pending matters that have been duly submitted or appealed under the provisions of Article 17.

15.08 *Correction Period*

- A. If within one year after the date of Substantial Completion (or such longer period of time as may be prescribed by the terms of any applicable special guarantee required by the Contract Documents, or by any specific provision of the Contract Documents), any Work is found to be defective, or if the repair of any damages to the Site, adjacent areas that Contractor has arranged to use through construction easements or otherwise, and other adjacent areas used by Contractor as permitted by Laws and Regulations, is found to be defective, then Contractor shall promptly, without cost to Owner and in accordance with Owner's written instructions:
 - 1. correct the defective repairs to the Site or such other adjacent areas;
 - 2. correct such defective Work;
 - 3. if the defective Work has been rejected by Owner, remove it from the Project and replace it with Work that is not defective, and
 - 4. satisfactorily correct or repair or remove and replace any damage to other Work, to the work of others, or to other land or areas resulting therefrom.
- B. If Contractor does not promptly comply with the terms of Owner's written instructions, or in an emergency where delay would cause serious risk of loss or damage, Owner may have the defective Work corrected or repaired or may have the rejected Work removed and replaced. Contractor shall pay all claims, costs, losses, and damages (including but not limited to all fees and charges of engineers, architects, attorneys, and other professionals and all court or arbitration or other dispute resolution costs) arising out of or relating to such correction or repair or such removal and replacement (including but not limited to all costs of repair or replacement of work of others).
- C. In special circumstances where a particular item of equipment is placed in continuous service before Substantial Completion of all the Work, the correction period for that item may start to run from an earlier date if so provided in the Specifications.
- D. Where defective Work (and damage to other Work resulting therefrom) has been corrected or removed and replaced under this paragraph, the correction period hereunder with respect to such Work will be extended for an additional period of one year after such correction or removal and replacement has been satisfactorily completed.

- E. Contractor's obligations under this paragraph are in addition to all other obligations and warranties. The provisions of this paragraph shall not be construed as a substitute for, or a waiver of, the provisions of any applicable statute of limitation or repose.

ARTICLE 16 – SUSPENSION OF WORK AND TERMINATION

16.01 *Owner May Suspend Work*

- A. At any time and without cause, Owner may suspend the Work or any portion thereof for a period of not more than 90 consecutive days by written notice to Contractor and Engineer. Such notice will fix the date on which Work will be resumed. Contractor shall resume the Work on the date so fixed. Contractor shall be entitled to an adjustment in the Contract Price or an extension of the Contract Times, or both, directly attributable to any such suspension. Any Change Proposal seeking such adjustments shall be submitted no later than 30 days after the date fixed for resumption of Work.

16.02 *Owner May Terminate for Cause*

- A. The occurrence of any one or more of the following events will constitute a default by Contractor and justify termination for cause:
 - 1. Contractor's persistent failure to perform the Work in accordance with the Contract Documents (including, but not limited to, failure to supply sufficient skilled workers or suitable materials or equipment or failure to adhere to the Progress Schedule);
 - 2. Failure of Contractor to perform or otherwise to comply with a material term of the Contract Documents;
 - 3. Contractor's disregard of Laws or Regulations of any public body having jurisdiction; or
 - 4. Contractor's repeated disregard of the authority of Owner or Engineer.
- B. If one or more of the events identified in Paragraph 16.02.A occurs, then after giving Contractor (and any surety) ten days written notice that Owner is considering a declaration that Contractor is in default and termination of the contract, Owner may proceed to:
 - 1. declare Contractor to be in default, and give Contractor (and any surety) notice that the Contract is terminated; and
 - 2. enforce the rights available to Owner under any applicable performance bond.
- C. Subject to the terms and operation of any applicable performance bond, if Owner has terminated the Contract for cause, Owner may exclude Contractor from the Site, take possession of the Work, incorporate in the Work all materials and equipment stored at the Site or for which Owner has paid Contractor but which are stored elsewhere, and complete the Work as Owner may deem expedient.
- D. Owner may not proceed with termination of the Contract under Paragraph 16.02.B if Contractor within seven days of receipt of notice of intent to terminate begins to correct its failure to perform and proceeds diligently to cure such failure.
- E. If Owner proceeds as provided in Paragraph 16.02.B, Contractor shall not be entitled to receive any further payment until the Work is completed. If the unpaid balance of the Contract Price exceeds the cost to complete the Work, including all related claims, costs, losses, and damages (including but not limited to all fees and charges of engineers, architects, attorneys, and other professionals) sustained by Owner, such excess will be paid to Contractor. If the cost to complete the Work including such related claims, costs, losses,

and damages exceeds such unpaid balance, Contractor shall pay the difference to Owner. Such claims, costs, losses, and damages incurred by Owner will be reviewed by Engineer as to their reasonableness and, when so approved by Engineer, incorporated in a Change Order. When exercising any rights or remedies under this paragraph, Owner shall not be required to obtain the lowest price for the Work performed.

- F. Where Contractor's services have been so terminated by Owner, the termination will not affect any rights or remedies of Owner against Contractor then existing or which may thereafter accrue, or any rights or remedies of Owner against Contractor or any surety under any payment bond or performance bond. Any retention or payment of money due Contractor by Owner will not release Contractor from liability.
- G. If and to the extent that Contractor has provided a performance bond under the provisions of Paragraph 6.01.A, the provisions of that bond shall govern over any inconsistent provisions of Paragraphs 16.02.B and 16.02.D.

16.03 *Owner May Terminate For Convenience*

- A. Upon seven days written notice to Contractor and Engineer, Owner may, without cause and without prejudice to any other right or remedy of Owner, terminate the Contract. In such case, Contractor shall be paid for (without duplication of any items):
 - 1. completed and acceptable Work executed in accordance with the Contract Documents prior to the effective date of termination, including fair and reasonable sums for overhead and profit on such Work;
 - 2. expenses sustained prior to the effective date of termination in performing services and furnishing labor, materials, or equipment as required by the Contract Documents in connection with uncompleted Work, plus fair and reasonable sums for overhead and profit on such expenses; and
 - 3. other reasonable expenses directly attributable to termination, including costs incurred to prepare a termination for convenience cost proposal.
- B. Contractor shall not be paid on account of loss of anticipated overhead, profits, or revenue, or other economic loss arising out of or resulting from such termination.

16.04 *Contractor May Stop Work or Terminate*

- A. If, through no act or fault of Contractor, (1) the Work is suspended for more than 90 consecutive days by Owner or under an order of court or other public authority, or (2) Engineer fails to act on any Application for Payment within 30 days after it is submitted, or (3) Owner fails for 30 days to pay Contractor any sum finally determined to be due, then Contractor may, upon seven days written notice to Owner and Engineer, and provided Owner or Engineer do not remedy such suspension or failure within that time, terminate the contract and recover from Owner payment on the same terms as provided in Paragraph 16.03.
- B. In lieu of terminating the Contract and without prejudice to any other right or remedy, if Engineer has failed to act on an Application for Payment within 30 days after it is submitted, or Owner has failed for 30 days to pay Contractor any sum finally determined to be due, Contractor may, seven days after written notice to Owner and Engineer, stop the Work until payment is made of all such amounts due Contractor, including interest thereon. The provisions of this paragraph are not intended to preclude Contractor from submitting a Change Proposal for an adjustment in Contract Price or Contract Times or otherwise for

expenses or damage directly attributable to Contractor's stopping the Work as permitted by this paragraph.

ARTICLE 17 – FINAL RESOLUTION OF DISPUTES

17.01 *Methods and Procedures*

- A. *Disputes Subject to Final Resolution:* The following disputed matters are subject to final resolution under the provisions of this Article:
 - 1. A timely appeal of an approval in part and denial in part of a Claim, or of a denial in full; and
 - 2. Disputes between Owner and Contractor concerning the Work or obligations under the Contract Documents, and arising after final payment has been made.
- B. *Final Resolution of Disputes:* For any dispute subject to resolution under this Article, Owner or Contractor may:
 - 1. elect in writing to invoke the dispute resolution process provided for in the Supplementary Conditions; or
 - 2. agree with the other party to submit the dispute to another dispute resolution process; or
 - 3. if no dispute resolution process is provided for in the Supplementary Conditions or mutually agreed to, give written notice to the other party of the intent to submit the dispute to a court of competent jurisdiction.

ARTICLE 18 – MISCELLANEOUS

18.01 *Giving Notice*

- A. Whenever any provision of the Contract Documents requires the giving of written notice, it will be deemed to have been validly given if:
 - 1. delivered in person, by a commercial courier service or otherwise, to the individual or to a member of the firm or to an officer of the corporation for which it is intended; or
 - 2. delivered at or sent by registered or certified mail, postage prepaid, to the last business address known to the sender of the notice.

18.02 *Computation of Times*

- A. When any period of time is referred to in the Contract by days, it will be computed to exclude the first and include the last day of such period. If the last day of any such period falls on a Saturday or Sunday or on a day made a legal holiday by the law of the applicable jurisdiction, such day will be omitted from the computation.

18.03 *Cumulative Remedies*

- A. The duties and obligations imposed by these General Conditions and the rights and remedies available hereunder to the parties hereto are in addition to, and are not to be construed in any way as a limitation of, any rights and remedies available to any or all of them which are otherwise imposed or available by Laws or Regulations, by special warranty or guarantee, or by other provisions of the Contract. The provisions of this paragraph will be as effective as if repeated specifically in the Contract Documents in connection with each particular duty, obligation, right, and remedy to which they apply.

18.04 *Limitation of Damages*

- A. With respect to any and all Change Proposals, Claims, disputes subject to final resolution, and other matters at issue, neither Owner nor Engineer, nor any of their officers, directors, members, partners, employees, agents, consultants, or subcontractors, shall be liable to Contractor for any claims, costs, losses, or damages sustained by Contractor on or in connection with any other project or anticipated project.

18.05 *No Waiver*

- A. A party's non-enforcement of any provision shall not constitute a waiver of that provision, nor shall it affect the enforceability of that provision or of the remainder of this Contract.

18.06 *Survival of Obligations*

- A. All representations, indemnifications, warranties, and guarantees made in, required by, or given in accordance with the Contract, as well as all continuing obligations indicated in the Contract, will survive final payment, completion, and acceptance of the Work or termination or completion of the Contract or termination of the services of Contractor.

18.07 *Controlling Law*

- A. This Contract is to be governed by the law of the state in which the Project is located.

18.08 *Headings*

- A. Article and paragraph headings are inserted for convenience only and do not constitute parts of these General Conditions.

SECTION 00 7300

SUPPLEMENTARY CONDITIONS

**THE SUPPLEMENTAL CONDITIONS APPLICABLE TO THIS CONTRACT ARE ATTACHED
FOLLOWING THIS PAGE.**

PART 2 PRODUCTS - NOT USED

PART 3 EXECUTION - NOT USED

END OF SECTION

SUPPLEMENTAL CONDITIONS
Wallace Sewage Collection System
Hurricane Florence Pump Station Mitigation

These Supplementary Conditions amend or supplement the Standard General Conditions of the Construction Contract and other provisions of the Contract Documents as indicated below. All provisions which are not so amended or supplemented remain in full force and effect. Paragraph numbers correspond to paragraphs in the Standard General Conditions being amended or supplemented.

SC-1.01 The terms used in these Supplementary Conditions which are defined in the Standard General Conditions, have the meanings assigned to them in the General Conditions.

SC-1.01.A15 Amend by adding the following:

The Contract Time shall be consecutive calendar days.

SC-4.01 Amend by adding the following:

The project will be available to the Contractor immediately upon issuance of "Notice to Proceed".

SC-6.03 The limits of liability for the insurance required by paragraph 6.03 of the General Conditions shall provide coverage for not less than the following amounts or greater where required by Laws and Regulations:

6.03.A - Workers' Compensation

(1) State Statutory

(2) Applicable Federal (e.g., Longshoreman's) Statutory

6.03.B-6.03.C – Commercial General Liability

(3) Bodily Injury (including completed Operations and products liability):

\$500,000.00 for each person

\$1,000,000.00 for each occurrence

(4) Property Damage:

\$1,000,000 for each occurrence

\$1,000,000 – aggregate

(5) Property Damage Liability Insurance will Provide Explosion, Collapse and Underground coverages where applicable. Equal to Contract Amount.

(6) Personal Injury, with employment exclusion deleted.

\$5,000,000-annual aggregate

6.03.D – Automobile Liability

(7) Bodily Injury:

\$300,000 for each person

\$500,000 for each occurrence

(8) Property Damage:

Combined single limit of \$200,000

6.03.E – Umbrella or Excess Liability

Umbrella Coverage for This Contract – \$2,000,000. This coverage shall be continuous in excess of the self-insured retention.

SC-6.03.K

Add the following to Article 6.03 as a new paragraph 6.03.K:

6.03.K The insurance required under the above paragraphs shall provide adequate protection for the Contractor and his subcontractors, respectively, as well as the Owner and Engineer, against damage claims which may arise from operations under contract, whether such operations be by anyone directly or indirectly employed by him and, also against any special hazards which may be encountered in the performance of this contract.

SC-6.03.L

Add the following to Article 6.03 as a new paragraph 6.03.L:

6.03.L The Contractor shall either (a) require each of his subcontractors to procure and to maintain during the life of his subcontract, Subcontractor's Public Liability and Property Damage, and Vehicular Liability of the type and in the same amounts as specified in the preceding paragraph, or (b) insure the activities of his subcontractors in his own policy.

SC-6.03.M

Add the following to Article 6.03 as a new paragraph 6.03.M:

6.03.M Prior to beginning construction, the Contractor shall furnish to Owner and Engineer certificates of insurance by companies acceptable to the Owner and Engineer covering the above specified items and including an endorsement incorporating the Save Harmless Agreement assumed by the Contractor. The Contractor shall be solely responsible for securing certificates of insurance coverage as therefore specified from all subcontractors engaged in the work.

SC-7.20

Add the following paragraph 7.20 to Section 7:

No alcoholic beverages or narcotics of any description will be allowed on the job site at any time. Furthermore, anyone under the influence of alcohol or narcotics shall be removed from the job site immediately. A second offense involving Contractor's personnel under the influence of alcohol or narcotics on the job site shall constitute grounds for automatic, permanent dismissal from any further work on the project.

SC-17.01

Amend by adding the following:

The Owner will use the dispute resolution process by the State Building Commission pursuant to G.S. 143-135.26(11), which includes mediation as an Alternative to the dispute resolution process identified in the General Conditions.

This dispute resolution process is available to all the parties involved in the construction project, including the Owner, the Engineer, the Contractors, and the first-tier and lower-tier subcontractors, and shall be available for any issues arising out of the contract or construction process.

The Owner has set a threshold of fifteen thousand dollars (\$15,000), concerning amount in controversy that must be at issue before a party may require parties to participate in the dispute resolution process.

The costs of the mediation process shall be divided between the parties in the dispute with at least one-third of the cost to be paid by the Owner, if the Owner is a party to the dispute.

By submitting a Bid, the Contractor agrees to participate in mediation concerning a dispute as a precondition to initiating litigation concerning the dispute.

SECTION 01 1000

SUMMARY

PART 1 GENERAL

1.01 PROJECT

- A. Project Name: Wallace Sewage Collection System - Hurricane Florence Pump Station Mitigation
- B. Owner's Name: Town of Wallace.
- C. Engineer's Name: Stroud Engineering, PA.
- D. The Project consists of the construction of mitigative measures at four (4) pump stations listed below:
 - 1. Browns Pump Station:
 - a. Construct a steel frame platform with and steel bar grating deck at an elevation of 39.7' on top of the existing elevated concrete slab.
 - b. Replace electrical wiring and controls and a new prefabricated electrical enclosure building placed on the new elevated platform.
 - c. Install a back-up dri-prime diesel engine driven pump on the new elevated platform.
 - 2. Red Berry Pump Station:
 - a. Construct a steel frame elevated platform with and steel bar grating deck.
 - b. Replace electrical wiring and relocate controls to be accessible from the new elevated platform.
 - 3. River Ridge Pump Station
 - a. Construct a steel frame elevated platform with and steel bar grating deck.
 - b. Replace electrical wiring and relocate controls to be accessible from the new elevated platform.
 - 4. Pilot House Pump Station:
 - a. Construct a steel frame elevated platform with and steel bar grating deck.
 - b. Replace electrical wiring and relocate controls to be accessible from the new elevated platform.

1.02 CONTRACT DESCRIPTION

- A. Contract Type: A single prime contract based on a Stipulated Price as described in Document 00 5200 - Agreement Form.

1.03 OWNER OCCUPANCY

- A. The existing pump stations must remain in service during the entire construction period. Provide pump around as required.
- B. Owner intends to occupy the Project upon Substantial Completion.
- C. Cooperate with Owner to minimize conflict and to facilitate Owner's operations.
- D. Schedule the Work to accommodate Owner occupancy.

END OF SECTION

SECTION 01 3000
ADMINISTRATIVE REQUIREMENTS

PART 1 GENERAL

1.01 SECTION INCLUDES

- A. General administrative requirements.
- B. Preconstruction meeting.
- C. Progress meetings.
- D. Construction progress schedule.
- E. Submittals for review, information, and project closeout.
- F. Number of copies of submittals.
- G. Submittal procedures.

1.02 RELATED REQUIREMENTS

1.03 GENERAL ADMINISTRATIVE REQUIREMENTS

- A. Comply with requirements of Section 01 7000 - Execution and Closeout Requirements for coordination of execution of administrative tasks with timing of construction activities.

PART 2 PRODUCTS - NOT USED

PART 3 EXECUTION

3.01 PRECONSTRUCTION MEETING

- A. Attendance Required:
 - 1. Owner.
 - 2. Engineer.
 - 3. Contractor.
- B. Agenda:
 - 1. Execution of Owner-Contractor Agreement.
 - 2. Submission of executed bonds and insurance certificates.
 - 3. Distribution of Contract Documents.
 - 4. Submission of list of subcontractors, list of products, schedule of values, and progress schedule.
 - 5. Designation of personnel representing the parties to Contract, Owner and Engineer.
 - 6. Procedures and processing of field decisions, submittals, substitutions, applications for payments, proposal request, Change Orders, and Contract closeout procedures.
 - 7. Scheduling.
- C. Record minutes and distribute copies within two days after meeting to participants, with two copies to Engineer, Owner, participants, and those affected by decisions made.

3.02 PROGRESS MEETINGS

- A. Attendance Required:
 - 1. Contractor.
 - 2. Owner.
 - 3. Engineer.
 - 4. Contractor's superintendent.
 - 5. Major subcontractors.
- B. Agenda:
 - 1. Review minutes of previous meetings.
 - 2. Review of work progress.
 - 3. Field observations, problems, and decisions.
 - 4. Identification of problems that impede, or will impede, planned progress.
 - 5. Review of submittals schedule and status of submittals.

6. Maintenance of progress schedule.
 7. Corrective measures to regain projected schedules.
 8. Planned progress during succeeding work period.
 9. Maintenance of quality and work standards.
 10. Effect of proposed changes on progress schedule and coordination.
 11. Other business relating to work.
- C. Record minutes and distribute copies within two days after meeting to participants, with two copies to Engineer, Owner, participants, and those affected by decisions made.

3.03 CONSTRUCTION PROGRESS SCHEDULE

- A. Within 10 days after date of the Agreement, submit preliminary schedule defining planned operations for the first 60 days of Work, with a general outline for remainder of Work.
- B. If preliminary schedule requires revision after review, submit revised schedule within 10 days.
- C. Within 20 days after review of preliminary schedule, submit draft of proposed complete schedule for review.
 1. Include written certification that major contractors have reviewed and accepted proposed schedule.
- D. Within 10 days after joint review, submit complete schedule.
- E. Submit updated schedule with each Application for Payment.

3.04 SUBMITTALS FOR REVIEW

- A. When the following are specified in individual sections, submit them for review:
 1. Product data.
 2. Shop drawings.
 3. Samples for selection.
 4. Samples for verification.
- B. Submit to Engineer for review for the limited purpose of checking for compliance with information given and the design concept expressed in Contract Documents.
- C. Samples will be reviewed for aesthetic, color, or finish selection.
- D. After review, provide copies and distribute in accordance with SUBMITTAL PROCEDURES article below and for record documents purposes described in Section 01 7800 - Closeout Submittals.

3.05 SUBMITTALS FOR INFORMATION

- A. When the following are specified in individual sections, submit them for information:
 1. Design data.
 2. Certificates.
 3. Test reports.
 4. Inspection reports.
 5. Manufacturer's instructions.
 6. Manufacturer's field reports.
 7. Other types indicated.
- B. Submit for Engineer's knowledge as contract administrator or for Owner.

3.06 SUBMITTALS FOR PROJECT CLOSEOUT

- A. Submit Correction Punch List for Substantial Completion.
- B. Submit Final Correction Punch List for Substantial Completion.
- C. When the following are specified in individual sections, submit them at project closeout in compliance with requirements of Section 01 7800 - Closeout Submittals:
 1. Project record documents.
 2. Operation and maintenance data.
 3. Warranties.
 4. Bonds.

- 5. Other types as indicated.
- D. Submit for Owner's benefit during and after project completion.

3.07 SUBMITTAL PROCEDURES

- A. General Requirements:
- B. Shop Drawing Procedures:
 - 1. Prepare accurate, drawn-to-scale, original shop drawing documentation by interpreting the Contract Documents and coordinating related Work.
 - 2. Generic, non-project specific information submitted as shop drawings do not meet the requirements for shop drawings.
- C. Transmit each submittal with a copy of approved submittal form.
- D. Sequentially number the transmittal form. Revise submittals with original number and a sequential alphabetic suffix.
- E. Identify Project, Contractor, Subcontractor or supplier; pertinent drawing and detail number, and specification section number, as appropriate on each copy.
- F. Apply Contractor's stamp, signed or initialed certifying that review, approval, verification of Products required, field dimensions, adjacent construction Work, and coordination of information is in accordance with the requirements of the Work and Contract Documents.
- G. Schedule submittals to expedite the Project, and coordinate submission of related items.
- H. For each submittal for review, allow 15 days excluding delivery time to and from the Contractor.
- I. Identify variations from Contract Documents and Product or system limitations that may be detrimental to successful performance of the completed Work.
- J. Provide space for Contractor and Engineer review stamps.
- K. When revised for resubmission, identify all changes made since previous submission.
- L. Distribute reviewed submittals as appropriate. Instruct parties to promptly report any inability to comply with requirements.
- M. Submittals not requested will not be recognized or processed.

END OF SECTION

SECTION 01 4000
QUALITY REQUIREMENTS

PART 1 GENERAL

1.01 SECTION INCLUDES

- A. References and standards.
- B. Submittals.
- C. References and standards.
- D. Control of installation.
- E. Testing and inspection agencies and services.
- F. Control of installation.
- G. Defect Assessment.

1.02 RELATED REQUIREMENTS

- A. Section 01 3000 - Administrative Requirements: Submittal procedures.
- B. Section 01 6000 - Product Requirements: Requirements for material and product quality.

1.03 REFERENCE STANDARDS

- A. ASTM C1077 - Standard Practice for Laboratories Testing Concrete and Concrete Aggregates for Use in Construction and Criteria for Laboratory Evaluation; 2014.

1.04 SUBMITTALS

- A. See Section 01 3000 - Administrative Requirements, for submittal procedures.
- B. Testing Agency Qualifications:
 - 1. Prior to start of Work, submit agency name, address, and telephone number, and names of full time registered Engineer and responsible officer.
- C. Test Reports: After each test/inspection, promptly submit two copies of report to Engineer and to Contractor.
 - 1. Include:
 - a. Date issued.
 - b. Project title and number.
 - c. Name of inspector.
 - d. Date and time of sampling or inspection.
 - e. Identification of product and specifications section.
 - f. Location in the Project.
 - g. Type of test/inspection.
 - h. Date of test/inspection.
 - i. Results of test/inspection.
 - j. Compliance with Contract Documents.
 - k. When requested by Engineer, provide interpretation of results.
- D. Certificates: When specified in individual specification sections, submit certification by the manufacturer and Contractor or installation/application subcontractor to Engineer, in quantities specified for Product Data.
 - 1. Indicate material or product complies with or exceeds specified requirements. Submit supporting reference data, affidavits, and certifications as appropriate.
- E. Manufacturer's Instructions: When specified in individual specification sections, submit printed instructions for delivery, storage, assembly, installation, start-up, adjusting, and finishing, for the Owner's information. Indicate special procedures, perimeter conditions requiring special attention, and special environmental criteria required for application or installation.
- F. Manufacturer's Field Reports: Submit reports for Engineer's benefit as contract administrator or for Owner.

1. Submit for information for the limited purpose of assessing compliance with information given and the design concept expressed in the Contract Documents.
- G. Erection Drawings: Submit drawings for Engineer's benefit as contract administrator or for Owner.
 1. Submit for information for the limited purpose of assessing compliance with information given and the design concept expressed in the Contract Documents.
 2. Data indicating inappropriate or unacceptable Work may be subject to action by Engineer or Owner.

1.05 REFERENCES AND STANDARDS

- A. For products and workmanship specified by reference to a document or documents not included in the Project Manual, also referred to as reference standards, comply with requirements of the standard, except when more rigid requirements are specified or are required by applicable codes.
- B. Comply with reference standard of date of issue current on date of Contract Documents, except where a specific date is established by applicable code.
- C. Obtain copies of standards where required by product specification sections.
- D. Maintain copy at project site during submittals, planning, and progress of the specific work, until Substantial Completion.
- E. Should specified reference standards conflict with Contract Documents, request clarification from Engineer before proceeding.
- F. Neither the contractual relationships, duties, or responsibilities of the parties in Contract nor those of Engineer shall be altered from Contract Documents by mention or inference otherwise in any reference document.

PART 3 EXECUTION

2.01 CONTROL OF INSTALLATION

- A. Monitor quality control over suppliers, manufacturers, products, services, site conditions, and workmanship, to produce work of specified quality.
- B. Comply with manufacturers' instructions, including each step in sequence.
- C. Should manufacturers' instructions conflict with Contract Documents, request clarification from Engineer before proceeding.
- D. Comply with specified standards as minimum quality for the work except where more stringent tolerances, codes, or specified requirements indicate higher standards or more precise workmanship.
- E. Have work performed by persons qualified to produce required and specified quality.
- F. Verify that field measurements are as indicated on shop drawings or as instructed by the manufacturer.
- G. Secure products in place with positive anchorage devices designed and sized to withstand stresses, vibration, physical distortion, and disfigurement.

2.02 DEFECT ASSESSMENT

- A. Replace Work or portions of the Work not complying with specified requirements.
- B. If, in the opinion of Engineer, it is not practical to remove and replace the work, Engineer will direct an appropriate remedy or adjust payment.

END OF SECTION

SECTION 01 5000
TEMPORARY FACILITIES AND CONTROLS

PART 1 GENERAL

1.01 SECTION INCLUDES

- A. Temporary utilities.
- B. Temporary sanitary facilities.
- C. Security requirements.

1.02 RELATED REQUIREMENTS

- A. Section 01 5100 - Temporary Utilities.

1.03 TEMPORARY UTILITIES - SEE SECTION 01 5100

- A. Provide and pay for all electrical power and water required for construction purposes.

1.04 TEMPORARY SANITARY FACILITIES

- A. Provide and maintain required facilities and enclosures. Provide at time of project mobilization.
- B. Maintain daily in clean and sanitary condition.

1.05 FENCING

- A. Construction: Contractor's option.

1.06 SECURITY - SEE SECTION 01 3553

- A. Provide security and facilities to protect Work, existing facilities, and Owner's operations from unauthorized entry, vandalism, or theft.

PART 2 PRODUCTS - NOT USED

PART 3 EXECUTION - NOT USED

END OF SECTION

SECTION 01 6000
PRODUCT REQUIREMENTS

PART 1 GENERAL

1.01 SECTION INCLUDES

- A. General product requirements.
- B. Re-use of existing products.
- C. Transportation, handling, storage and protection.
- D. Product option requirements.
- E. Substitution limitations.

1.02 SUBMITTALS

- A. Product Data Submittals: Submit manufacturer's standard published data. Mark each copy to identify applicable products, models, options, and other data. Supplement manufacturers' standard data to provide information specific to this Project.
- B. Shop Drawing Submittals: Prepared specifically for this Project; indicate utility and electrical characteristics, utility connection requirements, and location of utility outlets for service for functional equipment and appliances.

PART 2 PRODUCTS

2.01 NEW PRODUCTS

- A. Provide new products unless specifically required or permitted by Contract Documents.
- B. See Section 01 4000 - Quality Requirements, for additional source quality control requirements.

2.02 PRODUCT OPTIONS

- A. Products Specified by Reference Standards or by Description Only: Use any product meeting those standards or description.
- B. Products Specified by Naming One or More Manufacturers: Use a product of one of the manufacturers named and meeting specifications, no options or substitutions allowed.
- C. Products Specified by Naming One or More Manufacturers with a Provision for Substitutions: Submit a request for substitution for any manufacturer not named.

PART 3 EXECUTION

3.01 SUBSTITUTION LIMITATIONS

- A. See Section 01 2500 - Substitution Procedures.
- B. Document each request with complete data substantiating compliance of proposed substitution with Contract Documents.
- C. A request for substitution constitutes a representation that the submitter:
 - 1. Has investigated proposed product and determined that it meets or exceeds the quality level of the specified product.
 - 2. Agrees to provide the same warranty for the substitution as for the specified product.
 - 3. Agrees to coordinate installation and make changes to other Work that may be required for the Work to be complete with no additional cost to Owner.
 - 4. Waives claims for additional costs or time extension that may subsequently become apparent.

3.02 TRANSPORTATION AND HANDLING

- A. Package products for shipment in manner to prevent damage; for equipment, package to avoid loss of factory calibration.
- B. If special precautions are required, attach instructions prominently and legibly on outside of packaging.

- C. Coordinate schedule of product delivery to designated prepared areas in order to minimize site storage time and potential damage to stored materials.
- D. Transport and handle products in accordance with manufacturer's instructions.
- E. Transport materials in covered trucks to prevent contamination of product and littering of surrounding areas.
- F. Promptly inspect shipments to ensure that products comply with requirements, quantities are correct, and products are undamaged.
- G. Provide equipment and personnel to handle products by methods to prevent soiling, disfigurement, or damage, and to minimize handling.
- H. Arrange for the return of packing materials, such as wood pallets, where economically feasible.

3.03 STORAGE AND PROTECTION

- A. Designate receiving/storage areas for incoming products so that they are delivered according to installation schedule and placed convenient to work area in order to minimize waste due to excessive materials handling and misapplication. See Section 01 7419.
- B. Store and protect products in accordance with manufacturers' instructions.
- C. Store with seals and labels intact and legible.
- D. Store sensitive products in weathertight, climate-controlled enclosures in an environment favorable to product.
- E. For exterior storage of fabricated products, place on sloped supports above ground.
- F. Protect products from damage or deterioration due to construction operations, weather, precipitation, humidity, temperature, sunlight and ultraviolet light, dirt, dust, and other contaminants.
- G. Comply with manufacturer's warranty conditions, if any.
- H. Cover products subject to deterioration with impervious sheet covering. Provide ventilation to prevent condensation and degradation of products.
- I. Prevent contact with material that may cause corrosion, discoloration, or staining.
- J. Provide equipment and personnel to store products by methods to prevent soiling, disfigurement, or damage.
- K. Arrange storage of products to permit access for inspection. Periodically inspect to verify products are undamaged and are maintained in acceptable condition.

END OF SECTION

SECTION 01 7000
EXECUTION AND CLOSEOUT REQUIREMENTS

PART 1 GENERAL

1.01 SECTION INCLUDES

- A. Examination, preparation, and general installation procedures.
- B. Pre-installation meetings.
- C. Surveying for laying out the work.
- D. Cleaning and protection.
- E. Starting of systems and equipment.
- F. Closeout procedures, including Contractor's Correction Punch List, except payment procedures.

1.02 RELATED REQUIREMENTS

- A. Section 01 3000 - Administrative Requirements: Submittals procedures.

1.03 SUBMITTALS

- A. See Section 01 3000 - Administrative Requirements, for submittal procedures.
- B. Survey work: Submit name, address, and telephone number of Surveyor before starting survey work.

1.04 QUALIFICATIONS

- A. For surveying work, employ a land surveyor registered in North Carolina and acceptable to Engineer. Submit evidence of surveyor's Errors and Omissions insurance coverage in the form of an Insurance Certificate. Employ only individual(s) trained and experienced in collecting and recording accurate data relevant to ongoing construction activities,

1.05 PROJECT CONDITIONS

PART 3 EXECUTION

2.01 EXAMINATION

- A. Verify that existing site conditions and substrate surfaces are acceptable for subsequent work. Start of work means acceptance of existing conditions.
- B. Verify that existing substrate is capable of structural support or attachment of new work being applied or attached.
- C. Examine and verify specific conditions described in individual specification sections.
- D. Take field measurements before confirming product orders or beginning fabrication, to minimize waste due to over-ordering or misfabrication.
- E. Verify that utility services are available, of the correct characteristics, and in the correct locations.
- F. Prior to Cutting: Examine existing conditions prior to commencing work, including elements subject to damage or movement during cutting and patching. After uncovering existing work, assess conditions affecting performance of work. Beginning of cutting or patching means acceptance of existing conditions.

2.02 PREINSTALLATION MEETINGS

- A. When required in individual specification sections, convene a preinstallation meeting at the site prior to commencing work of the section.

2.03 LAYING OUT THE WORK

- A. Owner will provide construction staking.
- B. Verify locations of survey control points prior to starting work.
- C. Promptly notify Engineer of any discrepancies discovered.
- D. Contractor shall locate and protect survey control and reference points.

- E. Control datum for survey is that established by Owner provided survey.
- F. Protect survey control points prior to starting site work; preserve permanent reference points during construction.
- G. Promptly report to Engineer the loss or destruction of any reference point or relocation required because of changes in grades or other reasons.
- H. Periodically verify layouts by same means.

2.04 GENERAL INSTALLATION REQUIREMENTS

- A. Install products as specified in individual sections, in accordance with manufacturer's instructions and recommendations, and so as to avoid waste due to necessity for replacement.
- B. Make vertical elements plumb and horizontal elements level, unless otherwise indicated.
- C. Install equipment and fittings plumb and level, neatly aligned with adjacent vertical and horizontal lines, unless otherwise indicated.

2.05 PROGRESS CLEANING

- A. Maintain areas free of waste materials, debris, and rubbish. Maintain site in a clean and orderly condition.
- B. Collect and remove waste materials, debris, and trash/rubbish from site periodically and dispose off-site; do not burn or bury.

2.06 PROTECTION OF INSTALLED WORK

- A. Protect installed work from damage by construction operations.

2.07 SYSTEM STARTUP

- A. Verify that each piece of equipment or system has been checked for proper lubrication, drive rotation, belt tension, control sequence, and for conditions that may cause damage.
- B. Verify tests, meter readings, and specified electrical characteristics agree with those required by the equipment or system manufacturer.
- C. Verify that wiring and support components for equipment are complete and tested.
- D. Execute start-up under supervision of applicable Contractor personnel and manufacturer's representative in accordance with manufacturers' instructions.
- E. Submit a written report that equipment or system has been properly installed and is functioning correctly.

2.08 ADJUSTING

- A. Adjust operating products and equipment to ensure smooth and unhindered operation.

2.09 CLOSEOUT PROCEDURES

- A. Make submittals that are required by governing or other authorities.
 - 1. Provide copies to Engineer and Owner.
- B. Notify Engineer when work is considered ready for Engineer's Substantial Completion inspection.
- C. Conduct Substantial Completion inspection and create Final Correction Punch List containing Engineer's and Contractor's comprehensive list of items identified to be completed or corrected and submit to Engineer.
- D. Correct items of work listed in Final Correction Punch List and comply with requirements for access to Owner-occupied areas.
- E. Notify Engineer when work is considered finally complete and ready for Engineer's Substantial Completion final inspection.
- F. Complete items of work determined by Engineer listed in executed Certificate of Substantial Completion.

END OF SECTION

SECTION 03 3000
CAST-IN-PLACE CONCRETE

PART 1 GENERAL

1.01 SECTION INCLUDES

- A. Concrete foundations .
- B. Concrete reinforcement.
- C. Concrete curing.

1.02 REFERENCE STANDARDS

- A. ACI 211.1 - Standard Practice for Selecting Proportions for Normal, Heavyweight, and Mass Concrete; 1991 (Reapproved 2009).
- B. ACI 301 - Specifications for Structural Concrete; 2016.
- C. ACI 304R - Guide for Measuring, Mixing, Transporting, and Placing Concrete; 2000 (Reapproved 2009).
- D. ACI 305R - Guide to Hot Weather Concreting; 2010.
- E. ACI 306R - Guide to Cold Weather Concreting; 2016.
- F. ACI 308R - Guide to External Curing of Concrete; 2016.
- G. ACI 318 - Building Code Requirements for Structural Concrete and Commentary; 2014 (Errata 2018).
- H. ASTM A615/A615M - Standard Specification for Deformed and Plain Carbon-Steel Bars for Concrete Reinforcement; 2018.
- I. ASTM C1602/C1602M - Standard Specification for Mixing Water Used in the Production of Hydraulic Cement Concrete; 2012.
- J. ASTM C33/C33M - Standard Specification for Concrete Aggregates; 2018.
- K. ASTM C39/C39M - Standard Test Method for Compressive Strength of Cylindrical Concrete Specimens; 2018.
- L. ASTM C94/C94M - Standard Specification for Ready-Mixed Concrete; 2015.
- M. ASTM C150/C150M - Standard Specification for Portland Cement; 2015.
- N. ASTM C685/C685M - Standard Specification for Concrete Made by Volumetric Batching and Continuous Mixing; 2017.

1.03 QUALITY ASSURANCE

- A. Perform work of this section in accordance with ACI 301 and ACI 318.
- B. Follow recommendations of ACI 305R when concreting during hot weather.
- C. Follow recommendations of ACI 306R when concreting during cold weather.

PART 2 PRODUCTS

2.01 FORMWORK

2.02 REINFORCEMENT MATERIALS

- A. Reinforcing Steel: ASTM A615/A615M, Grade 60 (60,000 psi).
 - 1. Type: Deformed billet-steel bars.
 - 2. Finish: Unfinished, unless otherwise indicated.

2.03 CONCRETE MATERIALS

- A. Cement: ASTM C150/C150M, Type I - Normal Portland type.
- B. Fine and Coarse Aggregates: ASTM C33/C33M.
- C. Water: ASTM C1602/C1602M; clean, potable, and not detrimental to concrete.

2.04 ADMIXTURES

- A. Do not use chemicals that will result in soluble chloride ions in excess of 0.1 percent by weight of cement.

2.05 CONCRETE MIX DESIGN

- A. Admixtures: Add acceptable admixtures as recommended in ACI 211.1 and at rates recommended or required by manufacturer.
- B. Normal Weight Concrete:
 - 1. Compressive Strength, when tested in accordance with ASTM C39/C39M at 28 days: 3,000 pounds per square inch.
 - 2. Water-Cement Ratio: Maximum 40 percent by weight.
 - 3. Maximum Aggregate Size: 5/8 inch.

2.06 MIXING

- A. On Project Site: Mix in drum type batch mixer, complying with ASTM C685/C685M. Mix each batch not less than 1-1/2 minutes and not more than 5 minutes.
- B. Transit Mixers: Comply with ASTM C94/C94M.
- C. Adding Water: If concrete arrives on-site with slump less than suitable for placement, do not add water that exceeds the maximum water-cement ratio or exceeds the maximum permissible slump.

PART 3 EXECUTION

3.01 EXAMINATION

3.02 PREPARATION

3.03 INSTALLING REINFORCEMENT AND OTHER EMBEDDED ITEMS

- A. Comply with requirements of ACI 301. Clean reinforcement of loose rust and mill scale, and accurately position, support, and secure in place to achieve not less than minimum concrete coverage required for protection.

3.04 PLACING CONCRETE

- A. Place concrete in accordance with ACI 304R.

3.05 CONCRETE FINISHING

- A. Repair surface defects, including tie holes, immediately after removing formwork.
- B. Exposed Form Finish: Rub down or chip off and smooth fins or other raised areas 1/4 inch or more in height. Provide finish as follows:
 - 1. Smooth Rubbed Finish: Wet concrete and rub with carborundum brick or other abrasive, not more than 24 hours after form removal.
 - 2. Grout Cleaned Finish: Wet areas to be cleaned and apply grout mixture by brush or spray; scrub immediately to remove excess grout. After drying, rub vigorously with clean burlap, and keep moist for 36 hours.

3.06 CURING AND PROTECTION

- A. Comply with requirements of ACI 308R. Immediately after placement, protect concrete from premature drying, excessively hot or cold temperatures, and mechanical injury.
- B. Maintain concrete with minimal moisture loss at relatively constant temperature for period necessary for hydration of cement and hardening of concrete.

3.07 DEFECTIVE CONCRETE

- A. Repair or replacement of defective concrete will be determined by the Engineer. The cost of additional testing shall be borne by Contractor when defective concrete is identified.

END OF SECTION

SECTION 05 1200
STRUCTURAL STEEL FRAMING

PART 1 GENERAL

1.01 SECTION INCLUDES

- A. Structural steel framing members.
- B. Structural steel support members and struts.
- C. Base plates, shear stud connectors and expansion joint plates.

1.02 RELATED REQUIREMENTS

- A. Section 05 2100 - Steel Joist Framing.
- B. Section 05 3100 - Steel Decking: Support framing for small openings in deck.

1.03 REFERENCE STANDARDS

- A. AISC (MAN) - Steel Construction Manual; 2011.
- B. AISC 303 - Code of Standard Practice for Steel Buildings and Bridges; 2016.
- C. AISC S303 - Code of Standard Practice for Steel Buildings and Bridges; 2016.
- D. ASTM A36/A36M - Standard Specification for Carbon Structural Steel; 2014.
- E. ASTM A123/A123M - Standard Specification for Zinc (Hot-Dip Galvanized) Coatings on Iron and Steel Products; 2015.
- F. ASTM A153/A153M - Standard Specification for Zinc Coating (Hot-Dip) on Iron and Steel Hardware; 2016a.
- G. ASTM A307 - Standard Specification for Carbon Steel Bolts, Studs, and Threaded Rod 60 000 PSI Tensile Strength; 2014.
- H. ASTM A563 - Standard Specification for Carbon and Alloy Steel Nuts; 2015.
- I. ASTM A563M - Standard Specification for Carbon and Alloy Steel Nuts (Metric); 2007 (Reapproved 2013).
- J. ASTM A780/A780M - Standard Practice for Repair of Damaged and Uncoated Areas of Hot-Dip Galvanized Coatings; 2009 (Reapproved 2015).
- K. ASTM A992/A992M - Standard Specification for Structural Steel Shapes; 2011 (Reapproved 2015).
- L. ASTM F3125/F3125M - Standard Specification for High Strength Structural Bolts, Steel and Alloy Steel, Heat Treated, 120 ksi (830 MPa) and 150 ksi (1040 MPa) Minimum Tensile Strength, Inch and Metric Dimensions; 2015a.
- M. ASTM F436/F436M - Standard Specification for Hardened Steel Washers Inch and Metric Dimensions; 2016.
- N. AWS A2.4 - Standard Symbols for Welding, Brazing, and Nondestructive Examination; 2012.
- O. AWS D1.1/D1.1M - Structural Welding Code - Steel; 2015 (with March 2016 Errata).
- P. IAS AC172 - Accreditation Criteria for Fabricator Inspection Programs for Structural Steel; International Accreditation Service, Inc; 2015.

1.04 SUBMITTALS

- A. See Section 01 3000 - Administrative Requirements, for submittal procedures.
- B. Shop Drawings:
 - 1. Indicate profiles, sizes, spacing, locations of structural members, openings, attachments, and fasteners.
 - 2. Connections not detailed.
 - 3. Indicate welded connections with AWS A2.4 welding symbols. Indicate net weld lengths.

- C. Welders Certificates: Certify welders employed on the Work, verifying AWS qualification within the previous 12 months.
- D. Fabricator's Qualification Statement: Provide documentation showing steel fabricator is accredited under IAS AC172.

1.05 QUALITY ASSURANCE

- A. Fabricate structural steel members in accordance with AISC (MAN) "Steel Construction Manual."
- B. Fabricator Qualifications: A qualified steel fabricator that is accredited by the International Accreditation Service (IAS) Fabricator Inspection Program for Structural Steel in accordance with IAS AC172.
- C. Erector: Company specializing in performing the work of this section with minimum 5 years of documented experience.
- D. Design connections not detailed on drawings under direct supervision of a Professional Structural Engineer experienced in design of this work and licensed in North Carolina.

PART 2 PRODUCTS

2.01 MATERIALS

- A. Steel Angles and Plates: ASTM A36/A36M.
- B. Steel W Shapes and Tees: ASTM A992/A992M.
- C. High-Strength Structural Bolts, Nuts, and Washers: ASTM F3125/F3125M, Type 1, with matching compatible ASTM A563 or ASTM A563M nuts and ASTM F436/F436M washers.
 - 1. Finish: Hot-dip zinc coating compliant with ASTM
A153/A153M
- D. Headed Anchor Rods: ASTM A307, Grade C, zinc-coated.
- E. Welding Materials: AWS D1.1/D1.1M; type required for materials being welded.

2.02 FABRICATION

- A. Shop fabricate to greatest extent possible.

2.03 FINISH

- A. Galvanize structural steel members to comply with ASTM A123/A123M. Provide minimum 1.7 oz/sq ft galvanized coating.

PART 3 EXECUTION

3.01 EXAMINATION

- A. Verify that conditions are appropriate for erection of structural steel and that the work may properly proceed.

3.02 ERECTION

- A. Erect structural steel in compliance with AISC 303.

3.03 TOLERANCES

- A. Maximum Variation From Plumb: 1/4 inch per story, non-cumulative.
- B. Maximum Offset From True Alignment: 1/4 inch.

3.04 FIELD QUALITY CONTROL

- A. Repair damaged galvanized coatings with galvanized repair paint according to ASTM A780/A780M and manufacturers written instructions.

END OF SECTION

SECTION 05 5100
METAL STAIRS AND FLOOR GRATES

PART 1 GENERAL

1.01 SECTION INCLUDES

- A. Stairs with grating treads.
- B. Floor Grating.
- C. Structural steel stair framing and supports.
- D. Handrails and guards.

1.02 REFERENCE STANDARDS

- A. AISC 201 - AISC Certification Program for Structural Steel Fabricators, Standard for Steel Building Structures; 2006.
- B. ASTM A123/A123M - Standard Specification for Zinc (Hot-Dip Galvanized) Coatings on Iron and Steel Products; 2015.
- C. AWS A2.4 - Standard Symbols for Welding, Brazing, and Nondestructive Examination; 2012.
- D. AWS D1.1/D1.1M - Structural Welding Code - Steel; 2015 (with March 2016 Errata).
- E. NAAMM AMP 510 - Metal Stairs Manual; 1992.

1.03 SUBMITTALS

- A. See Section 01 3000 - Administrative Requirements, for submittal procedures.
- B. Shop Drawings: Indicate profiles, sizes, connection attachments, reinforcing, anchorage, size and type of fasteners, and accessories.
 - 1. Indicate welded connections using standard AWS A2.4 welding symbols. Indicate net weld lengths.
 - 2. Include the design engineer's seal and signature on each sheet of shop drawings.
- C. Welders' Certificates.

1.04 QUALITY ASSURANCE

- A. Structural Designer Qualifications: Professional Structural Engineer experienced in design of this work and licensed in North Carolina, or personnel under direct supervision of such an engineer.
- B. Welder Qualifications: Show certification of welders employed on the Work, verifying AWS qualification within the previous 12 months.
- C. Fabricator Qualifications:
 - 1. A qualified steel fabricator that is certified by the American Institute for Steel Construction (AISC) under AISC 201.

PART 2 PRODUCTS

2.01 PERFORMANCE REQUIREMENTS

- A. Design Live (Pedestrian) Load: Uniform load of 100 lb/sq ft minimum; concentrated load of 300 lbs.
- B. Maximum Allowable Deflection Under Live Load: 1/240 of span; size components by single support design.

2.02 METAL STAIRS - GENERAL

- A. Metal Stairs: Provide stairs of the design specified, complete with landing platforms, vertical and horizontal supports, railings, and guards, fabricated accurately for anchorage to each other and to the structure.
 - 1. Regulatory Requirements: Provide stairs and railings complying with the most stringent requirements of local, state, and federal regulations; where requirements of Contract Documents exceed those of regulations, comply with Contract Documents.

2. Structural Design: Provide complete stair and railing assemblies complying with the applicable local code.
 3. Dimensions: As indicated on drawings.
 4. Shop assemble components; disassemble into largest practical sections suitable for transport and access to site.
 5. No sharp or rough areas on exposed travel surfaces and surfaces accessible to touch.
 6. Separate dissimilar metals using paint or permanent tape.
- B. Metal Jointing and Finish Quality Levels:
1. Industrial: All joints made neatly.
 - a. Welded Joints: Welded on back side wherever possible.
 - b. Welds Exposed to Touch: Ground smooth.
 - c. Bolts Exposed to Touch in Travel Area: No nuts or screw threads exposed to touch.
- C. Fasteners: Same material or compatible with materials being fastened; type consistent with design and specified quality level.
- D. Anchors and Related Components: Same material and finish as item to be anchored, except where specifically indicated otherwise; provide all anchors and fasteners required.

2.03 METAL STAIRS WITH GRATING TREADS

- A. Jointing and Finish Quality Level: Industrial, as defined above.
- B. Risers: Open.
- C. Treads: Steel bar grating.
1. Grating Type: Welded.
 2. Bearing Bar Depth: 3/4 inch, minimum.
 3. Top Surface: Standard.
 4. Nosing: Checkered plate.
 5. Nosing Width: 1-1/4 inch, minimum.
 6. Anchorage to Stringers: End plates welded to grating, bolted to stringers.
- D. Stringers: Rolled steel channels.
1. Stringer Depth: 10 inches.
 2. End Closure: Sheet steel, 14 gage, 0.075 inch minimum; welded across ends.
- E. Railings: Steel pipe railings.
- F. Finish: Galvanized after fabrication.

2.04 HANDRAILS AND GUARDS

- A. Wall-Mounted Rails: Round pipe or tube rails unless otherwise indicated.
1. Outside Diameter: 1-1/4 inch, minimum, to 1-1/2 inches, maximum.
- B. Guards:
1. Top Rails: Round pipe or tube rails unless otherwise indicated.
 - a. Outside Diameter: 1-1/4 inch, minimum, to 1-1/2 inches, maximum.
 2. Infill at Pipe Railings: Pipe or tube rails sloped parallel to stair.
 - a. Outside Diameter: 1 inch.
 - b. Material: Steel pipe or tube, round.
 - c. Vertical Spacing: Maximum 4 inches on center.
 - d. Jointing: Welded and ground smooth and flush.
 3. End and Intermediate Posts: Same material and size as top rails.
 - a. Horizontal Spacing: As indicated on drawings.
 - b. Mounting: Welded to top surface of stringer.

2.05 SHOP FINISHING

- A. Clean surfaces of rust, scale, grease, and foreign matter prior to finishing.
- B. Galvanizing: Hot-dip galvanize to minimum requirements of ASTM A123/A123M.

1. Touch up abraded areas after fabrication using specified touch-up primer for galvanized surfaces.

PART 3 EXECUTION

3.01 INSTALLATION

- A. Install components plumb and level, accurately fitted, free from distortion or defects.
- B. Allow for erection loads, and for sufficient temporary bracing to maintain true alignment until completion of erection and installation of permanent attachments.
- C. Provide welded field joints where specifically indicated on drawings. Perform field welding in accordance with AWS D1.1/D1.1M.
- D. Other field joints may be either welded or bolted provided the result complies with the limitations specified for jointing quality levels.
- E. Obtain approval prior to site cutting or creating adjustments not scheduled.
- F. After erection, prime welds, abrasions, and surfaces not shop primed or galvanized, except surfaces to be in contact with concrete.

3.02 TOLERANCES

- A. Maximum Variation From Plumb: 1/4 inch per story, non-cumulative.
- B. Maximum Offset From True Alignment: 1/4 inch.

END OF SECTION

SECTION 26 0519

LOW-VOLTAGE ELECTRICAL POWER CONDUCTORS AND CABLES

PART 1 GENERAL

1.01 SECTION INCLUDES

- A. Single conductor building wire.
- B. Wiring connectors.
- C. Electrical tape.
- D. Wire pulling lubricant.
- E. Cable ties.

1.02 RELATED REQUIREMENTS

- A. Section 07 8400 - Firestopping.

1.03 REFERENCE STANDARDS

- A. ASTM B3 - Standard Specification for Soft or Annealed Copper Wire; 2013 (Reapproved 2018).
- B. ASTM B8 - Standard Specification for Concentric-Lay-Stranded Copper Conductors, Hard, Medium-Hard, or Soft; 2011 (Reapproved 2017).
- C. ASTM B33 - Standard Specification for Tin-Coated Soft or Annealed Copper Wire for Electrical Purposes; 2010, with Editorial Revision (2020).
- D. ASTM B787/B787M - Standard Specification for 19 Wire Combination Unilay-Stranded Copper Conductors for Subsequent Insulation; 2004 (Reapproved 2020).
- E. ASTM D3005 - Standard Specification for Low-Temperature Resistant Vinyl Chloride Plastic Pressure-Sensitive Electrical Insulating Tape; 2017.
- F. NECA 1 - Standard for Good Workmanship in Electrical Construction; 2015.
- G. NEMA WC 70 - Power Cables Rated 2000 Volts or Less for the Distribution of Electrical Energy; 2009.
- H. NFPA 70 - National Electrical Code; Most Recent Edition Adopted by Authority Having Jurisdiction, Including All Applicable Amendments and Supplements.
- I. UL 44 - Thermoset-Insulated Wires and Cables; Current Edition, Including All Revisions.
- J. UL 83 - Thermoplastic-Insulated Wires and Cables; Current Edition, Including All Revisions.
- K. UL 486A-486B - Wire Connectors; Current Edition, Including All Revisions.
- L. UL 486C - Splicing Wire Connectors; Current Edition, Including All Revisions.
- M. UL 510 - Polyvinyl Chloride, Polyethylene, and Rubber Insulating Tape; Current Edition, Including All Revisions.

1.04 QUALITY ASSURANCE

- A. Comply with requirements of NFPA 70.

PART 2 PRODUCTS

2.01 CONDUCTOR AND CABLE APPLICATIONS

- A. Do not use conductors and cables for applications other than as permitted by NFPA 70 and product listing.
- B. Provide single conductor building wire installed in suitable raceway unless otherwise indicated, permitted, or required.

2.02 CONDUCTOR AND CABLE GENERAL REQUIREMENTS

- A. Provide products that comply with requirements of NFPA 70.
- B. Provide products listed, classified, and labeled as suitable for the purpose intended.

- C. Unless specifically indicated to be excluded, provide all required conduit, boxes, wiring, connectors, etc. as required for a complete operating system.
- D. Comply with NEMA WC 70.
- E. Thermoplastic-Insulated Conductors and Cables: Listed and labeled as complying with UL 83.
- F. Thermoset-Insulated Conductors and Cables: Listed and labeled as complying with UL 44.
- G. Conductor Material:
 - 1. Copper Conductors: Soft drawn annealed, 98 percent conductivity, uncoated copper conductors complying with ASTM B3, ASTM B8, or ASTM B787/B787M unless otherwise indicated.
 - 2. Tinned Copper Conductors: Comply with ASTM B33.
- H. Conductor Color Coding:
 - 1. Color code conductors as indicated unless otherwise required by the authority having jurisdiction. Maintain consistent color coding throughout project.
 - 2. Color Coding Method: Integrally colored insulation.
 - 3. Color Code:
 - a. 240/120 V High-Leg Delta, 3 Phase, 4 Wire System:
 - 1) Phase A: Black.
 - 2) Phase B (High-Leg): Orange.
 - 3) Phase C: Blue.
 - 4) Neutral/Grounded: White.
 - b. 240/120 V, 1 Phase, 3 Wire System:
 - 1) Phase A: Black.
 - 2) Phase B: Red.
 - 3) Neutral/Grounded: White.
 - c. Equipment Ground, All Systems: Green.

2.03 SINGLE CONDUCTOR BUILDING WIRE

- A. Description: Single conductor insulated wire.
- B. Conductor Stranding:
 - 1. Feeders and Branch Circuits:
 - a. Size 10 AWG and Smaller: Solid.
 - b. Size 8 AWG and Larger: Stranded.
- C. Insulation Voltage Rating: 600 V.
- D. Insulation:
 - 1. Copper Building Wire: Type THHN/THWN or THHN/THWN-2, except as indicated below.
 - a. Size 4 AWG and Larger: Type XHHW-2.

2.04 WIRING CONNECTORS

- A. Description: Wiring connectors appropriate for the application, suitable for use with the conductors to be connected, and listed as complying with UL 486A-486B or UL 486C as applicable.

2.05 ACCESSORIES

- A. Electrical Tape:
 - 1. Vinyl Insulating Electrical Tape: Complying with ASTM D3005 and listed as complying with UL 510; minimum thickness of 7 mil; resistant to abrasion, corrosion, and sunlight; conformable for application down to 0 degrees F and suitable for continuous temperature environment up to 221 degrees F.
- B. Wire Pulling Lubricant: Listed; suitable for use with the conductors or cables to be installed and suitable for use at the installation temperature.
- C. Cable Ties: Material and tensile strength rating suitable for application.

PART 3 EXECUTION

3.01 INSTALLATION

- A. Install products in accordance with manufacturer's instructions.
- B. Perform work in accordance with NECA 1 (general workmanship).
- C. Installation in Raceway:
 - 1. Tape ends of conductors and cables to prevent infiltration of moisture and other contaminants.
 - 2. Pull all conductors and cables together into raceway at same time.
 - 3. Do not damage conductors and cables or exceed manufacturer's recommended maximum pulling tension and sidewall pressure.
 - 4. Use suitable wire pulling lubricant where necessary, except when lubricant is not recommended by the manufacturer.
- D. Paralleled Conductors: Install conductors of the same length and terminate in the same manner.
- E. Secure and support conductors and cables in accordance with NFPA 70 using suitable supports and methods approved by the authority having jurisdiction. Provide independent support from building structure. Do not provide support from raceways, piping, ductwork, or other systems.
- F. Install conductors with a minimum of 12 inches of slack at each outlet.
- G. Neatly train and bundle conductors inside boxes, wireways, panelboards and other equipment enclosures.
- H. Group or otherwise identify neutral/grounded conductors with associated ungrounded conductors inside enclosures in accordance with NFPA 70.
- I. Make wiring connections using specified wiring connectors.
 - 1. Make splices and taps only in accessible boxes. Do not pull splices into raceways or make splices in conduit bodies or wiring gutters.
 - 2. Remove appropriate amount of conductor insulation for making connections without cutting, nicking or damaging conductors.
 - 3. Do not remove conductor strands to facilitate insertion into connector.
 - 4. Clean contact surfaces on conductors and connectors to suitable remove corrosion, oxides, and other contaminants. Do not use wire brush on plated connector surfaces.
- J. Insulate splices and taps that are made with uninsulated connectors using methods suitable for the application, with insulation and mechanical strength at least equivalent to unspliced conductors.
- K. Insulate ends of spare conductors using vinyl insulating electrical tape.
- L. Install firestopping to preserve fire resistance rating of partitions and other elements, using materials and methods specified in Section 07 8400.
- M. Unless specifically indicated to be excluded, provide final connections to all equipment and devices, including those furnished by others, as required for a complete operating system.

END OF SECTION

SECTION 26 0526

GROUNDING AND BONDING FOR ELECTRICAL SYSTEMS

PART 1 GENERAL

1.01 SECTION INCLUDES

- A. Grounding and bonding requirements.
- B. Conductors for grounding and bonding.
- C. Connectors for grounding and bonding.
- D. Ground bars.
- E. Ground rod electrodes.

1.02 RELATED REQUIREMENTS

- A. Section 26 0519 - Low-Voltage Electrical Power Conductors and Cables: Additional requirements for conductors for grounding and bonding, including conductor color coding.
- B. Section 26 0553 - Identification for Electrical Systems: Identification products and requirements.

1.03 REFERENCE STANDARDS

- A. IEEE 81 - IEEE Guide for Measuring Earth Resistivity, Ground Impedance, and Earth Surface Potentials of a Grounding System; 2012.
- B. NECA 1 - Standard for Good Workmanship in Electrical Construction; 2015.
- C. NEMA GR 1 - Grounding Rod Electrodes and Grounding Rod Electrode Couplings; 2017.
- D. NFPA 70 - National Electrical Code; Most Recent Edition Adopted by Authority Having Jurisdiction, Including All Applicable Amendments and Supplements.
- E. UL 467 - Grounding and Bonding Equipment; Current Edition, Including All Revisions.

1.04 SUBMITTALS

- A. See Section 01 3000 - Administrative Requirements for submittals procedures.
- B. Product Data: Provide manufacturer's standard catalog pages and data sheets for grounding and bonding system components.

1.05 QUALITY ASSURANCE

- A. Comply with requirements of NFPA 70.

PART 2 PRODUCTS

2.01 GROUNDING AND BONDING REQUIREMENTS

- A. Do not use products for applications other than as permitted by NFPA 70 and product listing.
- B. Unless specifically indicated to be excluded, provide all required components, conductors, connectors, conduit, boxes, fittings, supports, accessories, etc. as necessary for a complete grounding and bonding system.
- C. Where conductor size is not indicated, size to comply with NFPA 70 but not less than applicable minimum size requirements specified.
- D. Grounding System Resistance:
 - 1. Achieve specified grounding system resistance under normally dry conditions unless otherwise approved by Engineer. Precipitation within the previous 48 hours does not constitute normally dry conditions.
 - 2. Grounding Electrode System: Not greater than 5 ohms to ground, when tested according to IEEE 81 using "fall-of-potential" method.
- E. Grounding Electrode System:
 - 1. Provide connection to required and supplemental grounding electrodes indicated to form grounding electrode system.
 - a. Provide continuous grounding electrode conductors without splice or joint.

- b. Install grounding electrode conductors in raceway where exposed to physical damage. Bond grounding electrode conductor to metallic raceways at each end with bonding jumper.
 - 2. Metal Underground Water Pipe(s):
 - a. Provide connection to underground metal domestic and fire protection (where present) water service pipe(s) that are in direct contact with earth for at least 10 feet at an accessible location not more than 5 feet from the point of entrance to the building.
 - b. Provide bonding jumper(s) around insulating joints/pipes as required to make pipe electrically continuous.
 - c. Provide bonding jumper around water meter of sufficient length to permit removal of meter without disconnecting jumper.
 - 3. Metal In-Ground Support Structure:
 - a. Provide connection to metal in-ground support structure that is in direct contact with earth in accordance with NFPA 70.
 - 4. Ground Rod Electrode(s):
 - a. Provide two electrodes unless otherwise indicated or required.
 - b. Space electrodes not less than 10 feet from each other and any other ground electrode.
 - 5. Provide additional ground electrode(s) as required to achieve specified grounding electrode system resistance.
- F. Service-Supplied System Grounding:
 - 1. For each service disconnect, provide grounding electrode conductor to connect neutral (grounded) service conductor to grounding electrode system. Unless otherwise indicated, make connection at neutral (grounded) bus in service disconnect enclosure.
 - 2. For each service disconnect, provide main bonding jumper to connect neutral (grounded) bus to equipment ground bus where not factory-installed. Do not make any other connections between neutral (grounded) conductors and ground on load side of service disconnect.
- G. Bonding and Equipment Grounding:
 - 1. Provide bonding for equipment grounding conductors, equipment ground busses, metallic equipment enclosures, metallic raceways and boxes, device grounding terminals, and other normally non-current-carrying conductive materials enclosing electrical conductors/equipment or likely to become energized as indicated and in accordance with NFPA 70.
 - 2. Where circuit conductor sizes are increased for voltage drop, increase size of equipment grounding conductor proportionally in accordance with NFPA 70.
 - 3. Unless otherwise indicated, connect wiring device grounding terminal to branch circuit equipment grounding conductor and to outlet box with bonding jumper.
 - 4. Terminate branch circuit equipment grounding conductors on solidly bonded equipment ground bus only. Do not terminate on neutral (grounded) or isolated/insulated ground bus.
 - 5. Provide bonding jumper across expansion or expansion/deflection fittings provided to accommodate conduit movement.
- H. Communications Systems Grounding and Bonding:
 - 1. Provide intersystem bonding termination at service equipment or metering equipment enclosure and at disconnecting means for any additional buildings or structures in accordance with NFPA 70.
 - 2. Provide bonding jumper in raceway from intersystem bonding termination to each communications room or backboard and provide ground bar for termination.
 - a. Bonding Jumper Size: 6 AWG, unless otherwise indicated or required.
 - b. Raceway Size: 3/4 inch trade size unless otherwise indicated or required.
 - c. Ground Bar Size: 1/4 by 2 by 12 inches unless otherwise indicated or required.

2.02 GROUNDING AND BONDING COMPONENTS

A. General Requirements:

P1390~024 / Wallace Sewage
Collection System - Hurricane
Florence Pump Station Mitigation

26 0526 - 2

GROUNDING AND BONDING
FOR ELECTRICAL SYSTEMS

1. Provide products listed, classified, and labeled as suitable for the purpose intended.
2. Provide products listed and labeled as complying with UL 467 where applicable.
- B. Conductors for Grounding and Bonding, in Addition to Requirements of Section 26 0526:
 1. Use insulated copper conductors unless otherwise indicated.
 - a. Exceptions:
 - 1) Use bare copper conductors where installed underground in direct contact with earth.
 - 2) Use bare copper conductors where directly encased in concrete (not in raceway).
- C. Connectors for Grounding and Bonding:
 1. Description: Connectors appropriate for the application and suitable for the conductors and items to be connected; listed and labeled as complying with UL 467.
 2. Unless otherwise indicated, use exothermic welded connections for underground, concealed and other inaccessible connections.
 3. Unless otherwise indicated, use mechanical connectors, compression connectors, or exothermic welded connections for accessible connections.
- D. Ground Bars:
 1. Description: Copper rectangular ground bars with mounting brackets and insulators.
 2. Size: As indicated.
 3. Holes for Connections: As indicated or as required for connections to be made.
- E. Ground Rod Electrodes:
 1. Comply with NEMA GR 1.
 2. Material: Copper-bonded (copper-clad) steel.
 3. Size: 3/4 inch diameter by 10 feet length, unless otherwise indicated.

PART 3 EXECUTION

3.01 INSTALLATION

- A. Install products in accordance with manufacturer's instructions.
- B. Perform work in accordance with NECA 1 (general workmanship).
- C. Ground Rod Electrodes: Unless otherwise indicated, install ground rod electrodes vertically. Where encountered rock prohibits vertical installation, install at 45 degree angle or bury horizontally in trench at least 30 inches (750 mm) deep in accordance with NFPA 70 or provide ground plates.
- D. Make grounding and bonding connections using specified connectors.
 1. Remove appropriate amount of conductor insulation for making connections without cutting, nicking or damaging conductors. Do not remove conductor strands to facilitate insertion into connector.
 2. Remove nonconductive paint, enamel, or similar coating at threads, contact points, and contact surfaces.
 3. Exothermic Welds: Make connections using molds and weld material suitable for the items to be connected in accordance with manufacturer's recommendations.
 4. Mechanical Connectors: Secure connections according to manufacturer's recommended torque settings.
 5. Compression Connectors: Secure connections using manufacturer's recommended tools and dies.
- E. Identify grounding and bonding system components in accordance with Section 26 0553.

END OF SECTION

SECTION 26 0529

HANGERS AND SUPPORTS FOR ELECTRICAL SYSTEMS

PART 1 GENERAL

1.01 SECTION INCLUDES

- A. Support and attachment requirements and components for equipment, conduit, cable, boxes, and other electrical work.

1.02 RELATED REQUIREMENTS

1.03 REFERENCE STANDARDS

- A. ASTM A123/A123M - Standard Specification for Zinc (Hot-Dip Galvanized) Coatings on Iron and Steel Products; 2015.
- B. ASTM A153/A153M - Standard Specification for Zinc Coating (Hot-Dip) on Iron and Steel Hardware; 2016a.
- C. ASTM B633 - Standard Specification for Electrodeposited Coatings of Zinc on Iron and Steel; 2019.
- D. MFMA-4 - Metal Framing Standards Publication; 2004.
- E. NECA 1 - Standard for Good Workmanship in Electrical Construction; 2015.
- F. NFPA 70 - National Electrical Code; Most Recent Edition Adopted by Authority Having Jurisdiction, Including All Applicable Amendments and Supplements.

1.04 QUALITY ASSURANCE

- A. Comply with NFPA 70.
- B. Comply with applicable building code.

PART 2 PRODUCTS

2.01 SUPPORT AND ATTACHMENT COMPONENTS

- A. General Requirements:
 - 1. Provide all required hangers, supports, anchors, fasteners, fittings, accessories, and hardware as necessary for the complete installation of electrical work.
 - 2. Provide products listed, classified, and labeled as suitable for the purpose intended, where applicable.
 - 3. Where support and attachment component types and sizes are not indicated, select in accordance with manufacturer's application criteria as required for the load to be supported. Include consideration for vibration, equipment operation, and shock loads where applicable.
 - 4. Do not use products for applications other than as permitted by NFPA 70 and product listing.
 - 5. Steel Components: Use corrosion resistant materials suitable for the environment where installed.
 - a. Indoor Dry Locations: Use zinc-plated steel or approved equivalent unless otherwise indicated.
 - b. Outdoor and Damp or Wet Indoor Locations: Use galvanized steel or approved equivalent unless otherwise indicated.
 - c. Zinc-Plated Steel: Electroplated in accordance with ASTM B633.
 - d. Galvanized Steel: Hot-dip galvanized after fabrication in accordance with ASTM A123/A123M or ASTM A153/A153M.
- B. Conduit and Cable Supports: Straps, clamps, etc. suitable for the conduit or cable to be supported.
 - 1. Conduit Straps: One-hole or two-hole type; steel or malleable iron.
 - 2. Conduit Clamps: Bolted type unless otherwise indicated.
- C. Outlet Box Supports: Hangers, brackets, etc. suitable for the boxes to be supported.

- D. Metal Channel (Strut) Framing Systems: Factory-fabricated continuous-slot metal channel (strut) and associated fittings, accessories, and hardware required for field-assembly of supports.
 - 1. Comply with MFMA-4.
 - 2. Channel Material:
 - a. Indoor Dry Locations: Use painted steel, zinc-plated steel, or galvanized steel.
 - b. Outdoor and Damp or Wet Indoor Locations: Use galvanized steel.
- E. Hanger Rods: Threaded zinc-plated steel unless otherwise indicated.
 - 1. Minimum Size, Unless Otherwise Indicated or Required:
 - a. Equipment Supports: 1/2 inch diameter.
 - b. Single Conduit up to 1 inch (27 mm) trade size: 1/4 inch diameter.
 - c. Single Conduit larger than 1 inch (27 mm) trade size: 3/8 inch diameter.
 - d. Trapeze Support for Multiple Conduits: 3/8 inch diameter.
- F. Anchors and Fasteners:
 - 1. Unless otherwise indicated and where not otherwise restricted, use the anchor and fastener types indicated for the specified applications.

PART 3 EXECUTION

3.01 INSTALLATION

- A. Install products in accordance with manufacturer's instructions.
- B. Perform work in accordance with NECA 1 (general workmanship).
- C. Provide independent support from building structure. Do not provide support from piping, ductwork, or other systems.
- D. Unless specifically indicated or approved by Engineer, do not provide support from suspended ceiling support system or ceiling grid.
- E. Unless specifically indicated or approved by Engineer, do not provide support from roof deck.
- F. Do not penetrate or otherwise notch or cut structural members without approval of Structural Engineer.
- G. Equipment Support and Attachment:
 - 1. Use metal fabricated supports or supports assembled from metal channel (strut) to support equipment as required.
 - 2. Use metal channel (strut) secured to studs to support equipment surface-mounted on hollow stud walls when wall strength is not sufficient to resist pull-out.
 - 3. Use metal channel (strut) to support surface-mounted equipment in wet or damp locations to provide space between equipment and mounting surface.
 - 4. Securely fasten floor-mounted equipment. Do not install equipment such that it relies on its own weight for support.
- H. Secure fasteners according to manufacturer's recommended torque settings.
- I. Remove temporary supports.

END OF SECTION

SECTION 26 0533.13
CONDUIT FOR ELECTRICAL SYSTEMS

PART 1 GENERAL

1.01 SECTION INCLUDES

- A. Galvanized steel rigid metal conduit (RMC).
- B. PVC-coated galvanized steel rigid metal conduit (RMC).
- C. Flexible metal conduit (FMC).
- D. Liquidtight flexible metal conduit (LFMC).
- E. Rigid polyvinyl chloride (PVC) conduit.
- F. Conduit fittings.
- G. Accessories.

1.02 RELATED REQUIREMENTS

- A. Section 07 8400 - Firestopping.
- B. Section 26 0526 - Grounding and Bonding for Electrical Systems.
- C. Section 26 0529 - Hangers and Supports for Electrical Systems.

1.03 REFERENCE STANDARDS

- A. ANSI C80.1 - American National Standard for Electrical Rigid Steel Conduit (ERSC); 2015.
- B. NECA 1 - Standard for Good Workmanship in Electrical Construction; 2015.
- C. NECA 101 - Standard for Installing Steel Conduits (Rigid, IMC, EMT); 2013.
- D. NECA 111 - Standard for Installing Nonmetallic Raceways (RNC, ENT, LFNC); 2003.
- E. NEMA FB 1 - Fittings, Cast Metal Boxes, and Conduit Bodies for Conduit, Electrical Metallic Tubing, and Cable; 2014.
- F. NEMA RN 1 - Polyvinyl-Chloride (PVC) Externally Coated Galvanized Rigid Steel Conduit and Intermediate Metal Conduit; 2018.
- G. NEMA TC 2 - Electrical Polyvinyl Chloride (PVC) Conduit; 2013.
- H. NEMA TC 3 - Polyvinyl Chloride (PVC) Fittings for Use with Rigid PVC Conduit and Tubing; 2016.
- I. NFPA 70 - National Electrical Code; Most Recent Edition Adopted by Authority Having Jurisdiction, Including All Applicable Amendments and Supplements.
- J. UL 1 - Flexible Metal Conduit; Current Edition, Including All Revisions.
- K. UL 6 - Electrical Rigid Metal Conduit-Steel; Current Edition, Including All Revisions.
- L. UL 360 - Liquid-Tight Flexible Steel Conduit; Current Edition, Including All Revisions.
- M. UL 514B - Conduit, Tubing, and Cable Fittings; Current Edition, Including All Revisions.
- N. UL 651 - Schedule 40, 80, Type EB and A Rigid PVC Conduit and Fittings; Current Edition, Including All Revisions.

1.04 SUBMITTALS

- A. See Section 01 3000 - Administrative Requirements for submittals procedures.
- B. Product Data: Provide manufacturer's standard catalog pages and data sheets for conduits and fittings.

1.05 QUALITY ASSURANCE

- A. Comply with requirements of NFPA 70.

1.06 DELIVERY, STORAGE, AND HANDLING

- A. Receive, inspect, handle, and store conduit and fittings in accordance with manufacturer's instructions.

PART 2 PRODUCTS

2.01 CONDUIT APPLICATIONS

- A. Do not use conduit and associated fittings for applications other than as permitted by NFPA 70 and product listing.
- B. Unless otherwise indicated and where not otherwise restricted, use the conduit types indicated for the specified applications. Where more than one listed application applies, comply with the most restrictive requirements. Where conduit type for a particular application is not specified, use galvanized steel rigid metal conduit.
- C. Underground:
 - 1. Exterior, Direct-Buried: Use rigid PVC conduit.
 - 2. Where rigid polyvinyl (PVC) conduit is provided, transition to PVC-coated galvanized steel rigid metal conduit where emerging from underground.
- D. Exposed, Interior, Not Subject to Physical Damage: Use galvanized steel rigid metal conduit.
- E. Exposed, Interior, Subject to Physical Damage: Use galvanized steel rigid metal conduit.
- F. Exposed, Exterior: Use PVC-coated galvanized steel rigid metal conduit.
- G. Connections to Vibrating Equipment:
 - 1. Dry Locations: Use flexible metal conduit.
 - 2. Damp, Wet, or Corrosive Locations: Use liquidtight flexible metal conduit.
 - 3. Maximum Length: 6 feet unless otherwise indicated.
 - 4. Vibrating equipment includes, but is not limited to:
 - a. Transformers.
 - b. Motors.

2.02 CONDUIT REQUIREMENTS

- A. Existing Work: Where existing conduits are indicated to be reused, they may be reused only where they comply with specified requirements, are free from corrosion, and integrity is verified by pulling a mandrel through them.
- B. Provide all conduit, fittings, supports, and accessories required for a complete raceway system.
- C. Provide products listed, classified, and labeled as suitable for the purpose intended.
- D. Minimum Conduit Size, Unless Otherwise Indicated:
 - 1. Branch Circuits: 3/4 inch (21 mm) trade size.
 - 2. Branch Circuit Homeruns: 3/4 inch (21 mm) trade size.
 - 3. Control Circuits: 3/4 inch trade size.
- E. Where conduit size is not indicated, size to comply with NFPA 70 but not less than applicable minimum size requirements specified.

2.03 GALVANIZED STEEL RIGID METAL CONDUIT (RMC)

- A. Description: NFPA 70, Type RMC galvanized steel rigid metal conduit complying with ANSI C80.1 and listed and labeled as complying with UL 6.
- B. Fittings:
 - 1. Non-Hazardous Locations: Use fittings complying with NEMA FB 1 and listed and labeled as complying with UL 514B.
 - 2. Material: Use steel or malleable iron.
 - 3. Connectors and Couplings: Use threaded type fittings only. Threadless set screw and compression (gland) type fittings are not permitted.

2.04 PVC-COATED GALVANIZED STEEL RIGID METAL CONDUIT (RMC)

- A. Description: NFPA 70, Type RMC galvanized steel rigid metal conduit with external polyvinyl chloride (PVC) coating complying with NEMA RN 1 and listed and labeled as complying with UL 6.
- B. Exterior Coating: Polyvinyl chloride (PVC), nominal thickness of 40 mil.
- C. PVC-Coated Fittings:
 - 1. Manufacturer: Same as manufacturer of PVC-coated conduit to be installed.
 - 2. Non-Hazardous Locations: Use fittings listed and labeled as complying with UL 514B.
 - 3. Material: Use steel or malleable iron.
 - 4. Exterior Coating: Polyvinyl chloride (PVC), minimum thickness of 40 mil.
 - 5. Interior Coating: Urethane, minimum thickness of 2 mil.
- D. PVC-Coated Supports: Furnish with exterior coating of polyvinyl chloride (PVC), minimum thickness of 15 mil.

2.05 FLEXIBLE METAL CONDUIT (FMC)

- A. Description: NFPA 70, Type FMC standard wall steel flexible metal conduit listed and labeled as complying with UL 1, and listed for use in classified firestop systems to be used.
- B. Fittings:
 - 1. Description: Fittings complying with NEMA FB 1 and listed and labeled as complying with UL 514B.
 - 2. Material: Use steel or malleable iron.

2.06 LIQUIDTIGHT FLEXIBLE METAL CONDUIT (LFMC)

- A. Description: NFPA 70, Type LFMC polyvinyl chloride (PVC) jacketed steel flexible metal conduit listed and labeled as complying with UL 360.
- B. Fittings:
 - 1. Description: Fittings complying with NEMA FB 1 and listed and labeled as complying with UL 514B.
 - 2. Material: Use steel or malleable iron.

2.07 RIGID POLYVINYL CHLORIDE (PVC) CONDUIT

- A. Description: NFPA 70, Type PVC rigid polyvinyl chloride conduit complying with NEMA TC 2 and listed and labeled as complying with UL 651; Schedule 80 unless otherwise indicated; rated for use with conductors rated 90 degrees C.
- B. Fittings:
 - 1. Manufacturer: Same as manufacturer of conduit to be connected.
 - 2. Description: Fittings complying with NEMA TC 3 and listed and labeled as complying with UL 651; material to match conduit.

2.08 ACCESSORIES

- A. Conduit Joint Compound: Corrosion-resistant, electrically conductive; suitable for use with the conduit to be installed.
- B. Solvent Cement for PVC Conduit and Fittings: As recommended by manufacturer of conduit and fittings to be installed.

PART 3 EXECUTION

3.01 INSTALLATION

- A. Install products in accordance with manufacturer's instructions.
- B. Perform work in accordance with NECA 1 (general workmanship).
- C. Install galvanized steel rigid metal conduit (RMC) in accordance with NECA 101.
- D. Install PVC-coated galvanized steel rigid metal conduit (RMC) using only tools approved by the manufacturer.

- E. Install rigid polyvinyl chloride (PVC) conduit in accordance with NECA 111.
- F. Conduit Support:
 - 1. Secure and support conduits in accordance with NFPA 70 and Section 26 0529 using suitable supports and methods approved by the authority having jurisdiction.
 - 2. Provide independent support from building structure. Do not provide support from piping, ductwork, or other systems.
- G. Connections and Terminations:
 - 1. Use approved zinc-rich paint or conduit joint compound on field-cut threads of galvanized steel conduits prior to making connections.
 - 2. Where two threaded conduits must be joined and neither can be rotated, use three-piece couplings or split couplings. Do not use running threads.
 - 3. Use suitable adapters where required to transition from one type of conduit to another.
 - 4. Provide drip loops for liquidtight flexible conduit connections to prevent drainage of liquid into connectors.
 - 5. Terminate threaded conduits in boxes and enclosures using threaded hubs or double lock nuts for dry locations and raintight hubs for wet locations.
 - 6. Provide insulating bushings or insulated throats at all conduit terminations to protect conductors.
 - 7. Secure joints and connections to provide maximum mechanical strength and electrical continuity.
- H. Penetrations:
 - 1. Do not penetrate or otherwise notch or cut structural members, including footings and grade beams, without approval of Structural Engineer.
 - 2. Make penetrations perpendicular to surfaces unless otherwise indicated.
 - 3. Provide sleeves for penetrations as indicated or as required to facilitate installation. Set sleeves flush with exposed surfaces unless otherwise indicated or required.
 - 4. Conceal bends for conduit risers emerging above ground.
 - 5. Seal interior of conduits entering the building from underground at first accessible point to prevent entry of moisture and gases.
 - 6. Where conduits penetrate waterproof membrane, seal as required to maintain integrity of membrane.
 - 7. Make penetrations for roof-mounted equipment within associated equipment openings and curbs where possible to minimize roofing system penetrations. Where penetrations are necessary, seal as indicated or as required to preserve integrity of roofing system and maintain roof warranty. Include proposed locations of penetrations and methods for sealing with submittals.
 - 8. Install firestopping to preserve fire resistance rating of partitions and other elements, using materials and methods specified in Section 07 8400.
- I. Conduit Movement Provisions: Where conduits are subject to movement, provide expansion and expansion/deflection fittings to prevent damage to enclosed conductors or connected equipment. This includes, but is not limited to:
 - 1. Where conduits cross structural joints intended for expansion, contraction, or deflection.
 - 2. Where calculated in accordance with NFPA 70 for rigid polyvinyl chloride (PVC) conduit installed above ground to compensate for thermal expansion and contraction.
 - 3. Where conduits are subject to earth movement by settlement or frost.
- J. Condensation Prevention: Where conduits cross barriers between areas of potential substantial temperature differential, provide sealing fitting or approved sealing compound at an accessible point near the penetration to prevent condensation. This includes, but is not limited to:
 - 1. Where conduits pass from outdoors into conditioned interior spaces.
 - 2. Where conduits pass from unconditioned interior spaces into conditioned interior spaces.
- K. Provide grounding and bonding in accordance with Section 26 0526.

3.02 PROTECTION

- A. Immediately after installation of conduit, use suitable manufactured plugs to provide protection from entry of moisture and foreign material and do not remove until ready for installation of conductors.

END OF SECTION

SECTION 26 0533.16
BOXES FOR ELECTRICAL SYSTEMS

PART 1 GENERAL

1.01 SECTION INCLUDES

- A. Outlet and device boxes up to 100 cubic inches, including those used as junction and pull boxes.
- B. Cabinets and enclosures, including junction and pull boxes larger than 100 cubic inches.

1.02 RELATED REQUIREMENTS

- A. Section 26 0529 - Hangers and Supports for Electrical Systems.
- B. Section 26 2726 - Wiring Devices:
 - 1. Wall plates.

1.03 REFERENCE STANDARDS

- A. NECA 1 - Standard for Good Workmanship in Electrical Construction; 2015.
- B. NECA 130 - Standard for Installing and Maintaining Wiring Devices; 2010.
- C. NEMA FB 1 - Fittings, Cast Metal Boxes, and Conduit Bodies for Conduit, Electrical Metallic Tubing, and Cable; 2014.
- D. NEMA OS 1 - Sheet-Steel Outlet Boxes, Device Boxes, Covers, and Box Supports; 2013.
- E. NEMA 250 - Enclosures for Electrical Equipment (1000 Volts Maximum); 2018.
- F. NFPA 70 - National Electrical Code; Most Recent Edition Adopted by Authority Having Jurisdiction, Including All Applicable Amendments and Supplements.
- G. UL 50 - Enclosures for Electrical Equipment, Non-Environmental Considerations; Current Edition, Including All Revisions.
- H. UL 50E - Enclosures for Electrical Equipment, Environmental Considerations; Current Edition, Including All Revisions.
- I. UL 508A - UL Standard for Safety Industrial Control Panels; 2018.
- J. UL 514A - Metallic Outlet Boxes; Current Edition, Including All Revisions.

1.04 SUBMITTALS

- A. See Section 01 3000 - Administrative Requirements, for submittal procedures.
- B. Product Data: Provide manufacturer's standard catalog pages and data sheets for outlet and device boxes, junction and pull boxes, and cabinets and enclosures.

1.05 QUALITY ASSURANCE

- A. Comply with requirements of NFPA 70.

PART 2 PRODUCTS

2.01 BOXES

- A. General Requirements:
 - 1. Do not use boxes and associated accessories for applications other than as permitted by NFPA 70 and product listing.
 - 2. Provide all boxes, fittings, supports, and accessories required for a complete raceway system and to accommodate devices and equipment to be installed.
 - 3. Provide products listed, classified, and labeled as suitable for the purpose intended.
 - 4. Where box size is not indicated, size to comply with NFPA 70 but not less than applicable minimum size requirements specified.
 - 5. Provide grounding terminals within boxes where equipment grounding conductors terminate.
- B. Outlet and Device Boxes Up to 100 cubic inches, Including Those Used as Junction and Pull Boxes:

1. Use sheet-steel boxes for dry locations unless otherwise indicated or required.
 2. Use cast aluminum boxes for damp or wet locations unless otherwise indicated or required; furnish with compatible weatherproof gasketed covers.
 3. Use suitable concrete type boxes where flush-mounted in concrete.
 4. Use suitable masonry type boxes where flush-mounted in masonry walls.
 5. Use raised covers suitable for the type of wall construction and device configuration where required.
 6. Use shallow boxes where required by the type of wall construction.
 7. Do not use "through-wall" boxes designed for access from both sides of wall.
 8. Sheet-Steel Boxes: Comply with NEMA OS 1, and list and label as complying with UL 514A.
 9. Cast Metal Boxes: Comply with NEMA FB 1, and list and label as complying with UL 514A; furnish with threaded hubs.
 10. Boxes for Supporting Luminaires and Ceiling Fans: Listed as suitable for the type and weight of load to be supported; furnished with fixture stud to accommodate mounting of luminaire where required.
 11. Boxes for Ganged Devices: Use multigang boxes of single-piece construction. Do not use field-connected gangable boxes unless specifically indicated or permitted.
 12. Wall Plates: Comply with Section 26 2726.
- C. Cabinets and Enclosures, Including Junction and Pull Boxes Larger Than 100 cubic inches:
1. Comply with NEMA 250, and list and label as complying with UL 50 and UL 50E, or UL 508A.
 2. NEMA 250 Environment Type, Unless Otherwise Indicated:
 - a. Indoor Clean, Dry Locations: Type 1, painted steel.
 - b. Outdoor Locations: Type 3R, painted steel.
 3. Junction and Pull Boxes Larger Than 100 cubic inches:
 - a. Provide screw-cover or hinged-cover enclosures unless otherwise indicated.

PART 3 EXECUTION

3.01 INSTALLATION

- A. Install products in accordance with manufacturer's instructions.
- B. Install boxes in accordance with NECA 1 (general workmanship) and, where applicable, NECA 130, including mounting heights specified in those standards where mounting heights are not indicated.
- C. Arrange equipment to provide minimum clearances in accordance with manufacturer's instructions and NFPA 70.
- D. Box Supports:
 1. Secure and support boxes in accordance with NFPA 70 and Section 26 0529 using suitable supports and methods approved by the authority having jurisdiction.
 2. Provide independent support from building structure. Do not provide support from piping, ductwork, or other systems.
- E. Install boxes plumb and level.
- F. Provide grounding and bonding in accordance with Section 26 0526.

END OF SECTION

SECTION 26 0553
IDENTIFICATION FOR ELECTRICAL SYSTEMS

PART 1 GENERAL

1.01 SECTION INCLUDES

- A. Electrical identification requirements.
- B. Identification nameplates and labels.
- C. Wire and cable markers.
- D. Voltage markers.
- E. Underground warning tape.
- F. Warning signs and labels.

1.02 RELATED REQUIREMENTS

- A. Section 26 0519 - Low-Voltage Electrical Power Conductors and Cables: Color coding for power conductors and cables 600 V and less; vinyl color coding electrical tape.

1.03 REFERENCE STANDARDS

- A. NFPA 70 - National Electrical Code; Most Recent Edition Adopted by Authority Having Jurisdiction, Including All Applicable Amendments and Supplements.
- B. NFPA 70E - Standard for Electrical Safety in the Workplace; 2018.
- C. UL 969 - Marking and Labeling Systems; Current Edition, Including All Revisions.

1.04 SUBMITTALS

- A. See Section 01 3000 - Administrative Requirements for submittals procedures.
- B. Product Data: Provide manufacturer's standard catalog pages and data sheets for each product.

1.05 QUALITY ASSURANCE

- A. Comply with requirements of NFPA 70.

PART 2 PRODUCTS

2.01 IDENTIFICATION REQUIREMENTS

- A. Identification for Equipment:
 - 1. Use identification nameplate to identify each piece of electrical distribution and control equipment and associated sections, compartments, and components.
 - a. Motor Control Centers:
 - 1) Identify ampere rating.
 - 2) Identify voltage and phase.
 - 3) Identify power source and circuit number. Include location when not within sight of equipment.
 - 4) Use identification nameplate to identify load(s) served for each branch device. Do not identify spares and spaces.
 - b. Panelboards:
 - 1) Identify ampere rating.
 - 2) Identify voltage and phase.
 - 3) Identify power source and circuit number. Include location when not within sight of equipment.
 - 4) Use typewritten circuit directory to identify load(s) served for panelboards with a door. Identify spares and spaces using pencil.
 - c. Transformers:
 - 1) Identify kVA rating.
 - 2) Identify voltage and phase for primary and secondary.

- 3) Identify power source and circuit number. Include location when not within sight of equipment.
 - 4) Identify load(s) served. Include location when not within sight of equipment.
- d. Enclosed switches, circuit breakers, and motor controllers:
 - 1) Identify voltage and phase.
 - 2) Identify power source and circuit number. Include location when not within sight of equipment.
 - 3) Identify load(s) served. Include location when not within sight of equipment.
- e. Transfer Switches:
 - 1) Identify voltage and phase.
 - 2) Identify power source and circuit number for both normal power source and standby power source. Include location when not within sight of equipment.
 - 3) Identify load(s) served. Include location when not within sight of equipment.
 - 4) Identify short circuit current rating based on the specific overcurrent protective device type and settings protecting the transfer switch.
2. Service Equipment:
 - a. Use identification nameplate to identify each service disconnecting means.
3. Use identification nameplate to identify equipment utilizing series ratings, where permitted, in accordance with NFPA 70.
4. Use identification nameplate to identify disconnect location for equipment with remote disconnecting means.
5. Use identification label or handwritten text using indelible marker on inside of door at each fused switch to identify required NEMA fuse class and size.
6. Use identification label or handwritten text using indelible marker on inside of door at each motor controller to identify nameplate horsepower, full load amperes, code letter, service factor, voltage, and phase of motor(s) controlled.
7. Available Fault Current Documentation: Use identification label to identify the available fault current and date calculations were performed at locations requiring documentation by NFPA 70, including but not limited to the following.
 - a. Service equipment.
 - b. Industrial control panels.
 - c. Motor control centers.
 - d. Panelboards.
8. Arc Flash Hazard Warning Labels: Use warning labels to identify arc flash hazards for electrical equipment, such as switchboards, panelboards, industrial control panels, meter socket enclosures, and motor control centers that are likely to require examination, adjustment, servicing, or maintenance while energized.
 - a. Minimum Size: 3.5 by 5 inches.
 - b. Legend: Include orange header that reads "WARNING", followed by the word message "Arc Flash and Shock Hazard; Appropriate PPE Required; Do not operate controls or open covers without appropriate personal protection equipment; Failure to comply may result in injury or death; Refer to NFPA 70E for minimum PPE requirements" or approved equivalent.
9. Use warning labels to identify electrical hazards for equipment, compartments, and enclosures containing exposed live parts or exposed conductors operating at over 600 V nominal with the word message "DANGER; HIGH VOLTAGE; KEEP OUT".
- B. Identification for Conductors and Cables:
 1. Color Coding for Power Conductors 600 V and Less: Comply with Section 26 0519.
 2. Use identification nameplate or identification label to identify color code for ungrounded and grounded power conductors inside door or enclosure at each piece of feeder or branch-circuit distribution equipment when premises has feeders or branch circuits served by more than one nominal voltage system.
 3. Use wire and cable markers to identify circuit number or other designation indicated for power, control, and instrumentation conductors and cables at the following locations:
 - a. At each source and load connection.

- C. Identification for Raceways:
 - 1. Use underground warning tape to identify underground raceways.
 - 2. Use voltage markers to identify highest voltage present for wireways at maximum intervals of 20 feet.
- D. Identification for Boxes:
 - 1. Use voltage markers to identify highest voltage present.
 - 2. Use warning labels to identify electrical hazards for boxes containing exposed live parts or exposed conductors operating at over 600 V nominal with the word message "DANGER; HIGH VOLTAGE; KEEP OUT".
- E. Identification for Devices:
 - 1. Use identification label to identify serving branch circuit for all receptacles.
 - 2. Use identification label to identify receptacles protected by upstream GFI protection, where permitted.

2.02 IDENTIFICATION NAMEPLATES AND LABELS

- A. Identification Nameplates:
 - 1. Materials:
 - a. Indoor Clean, Dry Locations: Use plastic nameplates.
 - b. Outdoor Locations: Use plastic, stainless steel, or aluminum nameplates suitable for exterior use.
 - 2. Plastic Nameplates: Two-layer or three-layer laminated acrylic or electrically non-conductive phenolic with beveled edges; minimum thickness of 1/16 inch; engraved text.
 - 3. Stainless Steel Nameplates: Minimum thickness of 1/32 inch; engraved or laser-etched text.
 - 4. Aluminum Nameplates: Anodized; minimum thickness of 1/32 inch; engraved or laser-etched text.
 - 5. Mounting Holes for Mechanical Fasteners: Two, centered on sides for sizes up to 1 inch high; Four, located at corners for larger sizes.
- B. Identification Labels:
 - 1. Materials: Use self-adhesive laminated plastic labels; UV, chemical, water, heat, and abrasion resistant.
 - 2. Text: Use factory pre-printed or machine-printed text. Do not use handwritten text unless otherwise indicated.
- C. Format for Equipment Identification:
 - 1. Minimum Size: 1 inch by 2.5 inches.
 - 2. Legend:
 - a. Equipment designation or other approved description.
 - 3. Text: All capitalized unless otherwise indicated.
 - 4. Minimum Text Height:
 - a. Equipment Designation: 1/2 inch.
 - 5. Color:
 - a. Normal Power System:
 - 1) 480Y/277 V, 3 Phase Equipment: White text on Black background.
 - 2) 208Y/120 V, 3 Phase Equipment: White text on Blue background.
- D. Format for General Information and Operating Instructions:
 - 1. Minimum Size: 1 inch by 2.5 inches.
 - 2. Legend: Include information or instructions indicated or as required for proper and safe operation and maintenance.
 - 3. Text: All capitalized unless otherwise indicated.
 - 4. Minimum Text Height: 1/4 inch.
 - 5. Color: Black text on white background unless otherwise indicated.
- E. Format for Caution and Warning Messages:

1. Minimum Size: 2 inches by 4 inches.
 2. Legend: Include information or instructions indicated or as required for proper and safe operation and maintenance.
 3. Text: All capitalized unless otherwise indicated.
 4. Minimum Text Height: 1/2 inch.
 5. Color: Black text on yellow background unless otherwise indicated.
- F. Format for Receptacle Identification:
1. Minimum Size: 3/8 inch by 1.5 inches.
 2. Legend: Power source and circuit number or other designation indicated.
 3. Text: All capitalized unless otherwise indicated.
 4. Minimum Text Height: 3/16 inch.
 5. Color: Black text on clear background.

2.03 WIRE AND CABLE MARKERS

- A. Markers for Conductors and Cables: Use wrap-around self-adhesive vinyl cloth, wrap-around self-adhesive vinyl self-laminating, heat-shrink sleeve, or plastic sleeve type markers suitable for the conductor or cable to be identified.
- B. Markers for Conductor and Cable Bundles: Use plastic marker tags secured by nylon cable ties.
- C. Legend: Power source and circuit number or other designation indicated.
- D. Text: Use factory pre-printed or machine-printed text, all capitalized unless otherwise indicated.
- E. Minimum Text Height: 1/8 inch.
- F. Color: Black text on white background unless otherwise indicated.

2.04 VOLTAGE MARKERS

- A. Markers for Conduits: Use factory pre-printed self-adhesive vinyl, self-adhesive vinyl cloth, or vinyl snap-around type markers.
- B. Markers for Boxes and Equipment Enclosures: Use factory pre-printed self-adhesive vinyl or self-adhesive vinyl cloth type markers.
- C. Minimum Size:
 1. Markers for Conduits: As recommended by manufacturer for conduit size to be identified.
 2. Markers for Pull Boxes: 1 1/8 by 4 1/2 inches.
 3. Markers for Junction Boxes: 1/2 by 2 1/4 inches.
- D. Legend:
 1. Markers for Voltage Identification: Highest voltage present.
- E. Color: Black text on orange background unless otherwise indicated.

2.05 UNDERGROUND WARNING TAPE

- A. Materials: Use non-detectable type polyethylene tape suitable for direct burial, unless otherwise indicated.
- B. Non-detectable Type Tape: 6 inches wide, with minimum thickness of 4 mil.
- C. Legend: Type of service, continuously repeated over full length of tape.
- D. Color:

2.06 WARNING SIGNS AND LABELS

- A. Comply with ANSI Z535.2 or ANSI Z535.4 as applicable.
- B. Warning Signs:
 1. Materials:
 2. Minimum Size: 7 by 10 inches unless otherwise indicated.
- C. Warning Labels:

1. Materials: Use factory pre-printed or machine-printed self-adhesive polyester or self-adhesive vinyl labels; UV, chemical, water, heat, and abrasion resistant; produced using materials recognized to UL 969.
2. Machine-Printed Labels: Use thermal transfer process printing machines and accessories recommended by label manufacturer.
3. Minimum Size: 2 by 4 inches unless otherwise indicated.

PART 3 EXECUTION

3.01 INSTALLATION

- A. Install products in accordance with manufacturer's instructions.
- B. Install identification products to be plainly visible for examination, adjustment, servicing, and maintenance. Unless otherwise indicated, locate products as follows:
 1. Surface-Mounted Equipment: Enclosure front.
 2. Flush-Mounted Equipment: Inside of equipment door.
 3. Free-Standing Equipment: Enclosure front; also enclosure rear for equipment with rear access.
 4. Elevated Equipment: Legible from the floor or working platform.
 5. Branch Devices: Adjacent to device.
 6. Interior Components: Legible from the point of access.
 7. Conduits: Legible from the floor.
 8. Boxes: Outside face of cover.
 9. Conductors and Cables: Legible from the point of access.
 10. Devices: Outside face of cover.
- C. Install identification products centered, level, and parallel with lines of item being identified.
- D. Secure nameplates to exterior surfaces of enclosures using stainless steel screws and to interior surfaces using self-adhesive backing or epoxy cement.
- E. Install self-adhesive labels and markers to achieve maximum adhesion, with no bubbles or wrinkles and edges properly sealed.
- F. Install underground warning tape above buried lines with one tape per trench at 3 inches below finished grade.
- G. Mark all handwritten text, where permitted, to be neat and legible.

END OF SECTION

SECTION 26 2419
MOTOR-CONTROL CENTERS

PART 1 GENERAL

1.01 RELATED REQUIREMENTS

- A. Section 26 0526 - Grounding and Bonding for Electrical Systems.
- B. Section 26 0529 - Hangers and Supports for Electrical Systems.
- C. Section 26 0573 - Power System Studies: Additional criteria for the selection and adjustment of equipment and associated protective devices specified in this section.
- D. Section 26 2923 - Variable-Frequency Motor Controllers.
- E. Section 26 4300 - Surge Protective Devices.

1.02 REFERENCE STANDARDS

- A. NECA 1 - Standard for Good Workmanship in Electrical Construction; 2015.
- B. NECA 402 - Standard for Installing and Maintaining Motor Control Centers; 2014.
- C. NEMA 250 - Enclosures for Electrical Equipment (1000 Volts Maximum); 2018.
- D. NEMA ICS 2 - Industrial Control and Systems Controllers, Contactors and Overload Relays Rated 600 Volts; 2000, with Errata (2008).
- E. NEMA ICS 2.3 - Instructions for the Handling, Installation, Operation, and Maintenance of Motor Control Centers; 1995 (Reaffirmed 2008).
- F. NEMA ICS 5 - Industrial Control and Systems: Control Circuit and Pilot Devices; 2017.
- G. NEMA ICS 6 - Industrial Control and Systems: Enclosures; 1993 (Reaffirmed 2016).
- H. NEMA ICS 18 - Motor Control Centers; 2001 (Reaffirmed 2007).
- I. NFPA 70 - National Electrical Code; Most Recent Edition Adopted by Authority Having Jurisdiction, Including All Applicable Amendments and Supplements.
- J. UL 845 - Motor Control Centers; Current Edition, Including All Revisions.

1.03 SUBMITTALS

- A. See Section 01 3000 - Administrative Requirements, for submittal procedures.
- B. Product Data: Provide manufacturer's standard catalog pages and data sheets for motor control centers, enclosures, units, overcurrent protective devices, and other installed components and accessories.
- C. Shop Drawings: Indicate dimensions, voltage, bus ampacities, unit arrangement and sizes, short circuit current ratings, conduit entry locations, conductor terminal information, and installed features and accessories.
 - 1. Include dimensioned plan and elevation views of motor control centers and adjacent equipment with all required clearances indicated.
 - 2. Include wiring diagrams showing all factory and field connections.
 - 3. Clearly indicate whether proposed short circuit current ratings are fully rated or, where acceptable, series rated systems.

1.04 QUALITY ASSURANCE

- A. Comply with requirements of NFPA 70.

1.05 DELIVERY, STORAGE, AND HANDLING

- A. Receive, inspect, handle, and store motor control centers in accordance with manufacturer's instructions, NECA 402, and NEMA ICS 2.3.
- B. Store in a clean, dry space having a uniform temperature to prevent condensation. Where necessary, provide temporary enclosure space heaters or temporary power for permanent factory-installed space heaters.

- C. Maintain factory wrapping or provide an additional heavy canvas or heavy plastic cover to protect units from dirt, water, construction debris, and traffic.
- D. Handle carefully to avoid damage to internal components, enclosure, and finish.

PART 2 PRODUCTS

2.01 MANUFACTURERS

- A. Motor Control Centers - Basis of Design: Eaton Corporation; Freedom 2100 series: www.eaton.com/#sle.
- B. Motor Control Centers - Other Acceptable Manufacturers:
 - 1. ABB/GE: www.geindustrial.com/#sle.
 - 2. Rockwell Automation, Inc.; Allen-Bradley Products: ab.rockwellautomation.com/#sle.
 - 3. Schneider Electric; Square D Products: www.schneider-electric.us/#sle.
 - 4. Siemens Industry, Inc: www.usa.siemens.com/#sle.

2.02 MOTOR CONTROL CENTERS

- A. Provide motor control centers consisting of all required components, control power transformers, instrumentation and control wiring, accessories, etc. as necessary for a complete operating system.
- B. Provide products listed, classified, and labeled as suitable for the purpose intended.
- C. Description: Dead-front standard (non-arc-resistant) type motor control center assemblies complying with NEMA ICS 18, and listed and labeled as complying with UL 845; ratings, configurations and features as indicated on drawings and these specifications.
- D. Configuration:
 - 1. Arrangement: Front-mounted units only (no rear-mounted units or back-to-back configuration).
 - 2. NEMA Classification and Wiring Type: NEMA ICS 18, Class I, Type B (B-T for units size 3 or smaller).
- E. Service Conditions:
 - 1. Provide motor control centers and associated components suitable for operation under the following service conditions without derating:
 - a. Altitude:
 - 1) Class 1 Km Equipment (devices utilizing power semiconductors, e.g. variable frequency controllers): Less than 3,300 feet.
 - 2) Class 2 Km Equipment (electromagnetic and manual devices): Less than 6,600 feet.
 - b. Ambient Temperature: Between 32 degrees F and 104 degrees F.
 - 2. Provide motor control centers and associated components suitable for operation at indicated ratings under the service conditions at the installed location.
- F. Short Circuit Current Rating:
 - 1. Provide motor control centers and associated units with listed short circuit current rating not less than the available fault current at the installed location as determined by short circuit study performed in accordance with Section 26 0573.
 - 2. Minimum Rating: 42,000 rms symmetrical amperes.
 - 3. Listed series ratings are acceptable, except where not permitted by motor contribution according to NFPA 70.
 - 4. Label equipment utilizing series ratings as required by NFPA 70.
- G. Main Devices: Configure for top or bottom incoming feed as indicated or as required for the installation. Provide top-mounted pullbox as indicated or as required to facilitate installation of incoming feed.
- H. Bussing:

1. Horizontal Main Bus: Size for a maximum temperature rise of 117 degrees F over an ambient temperature of 104 degrees F, in compliance with NEMA ICS 18 and UL 845 requirements.
2. Vertical Bus: Minimum size of 300 A, in compliance with NEMA ICS 18 requirements.
3. Provide solidly bonded equipment ground bus through full length of motor control center, with a suitable lug for each feeder and branch circuit equipment grounding conductor.
4. Phase and Neutral Bus Material: Copper.
5. Ground Bus Material: Copper.
- I. Conductor Terminations: Suitable for use with the conductors to be installed.
 1. Line Conductor Terminations:
 - a. Main and Neutral Lug Material: Aluminum, suitable for terminating aluminum or copper conductors.
 - b. Main and Neutral Lug Type: Mechanical.
- J. Enclosures:
 1. Comply with NEMA ICS 6.
 2. Environment Type per NEMA 250: Unless otherwise indicated, as specified for the following installation locations:
 - a. Indoor Clean, Dry Locations: Type 12, dust tight.
 3. Finish: Manufacturer's standard unless otherwise indicated.
- K. Future Provisions:
 1. Prepare designated spaces for future installation of devices including bussing, connectors, mounting hardware and all other required provisions.
 2. Arrange and equip horizontal bus and ground bus to accommodate future installation of additional motor control sections.
- L. Surge Protective Devices: Comply with Section 26 4300.

2.03 MOTOR CONTROL CENTER UNITS

- A. Feeder Units: Circuit breaker type.
- B. Combination Magnetic Motor Starter Units:
 1. Description: NEMA ICS 2, Class A combination motor controllers with magnetic contactor(s), externally operable disconnect and overload relay(s).
 2. Configuration: Full-voltage non-reversing type unless otherwise indicated.
 3. Disconnects: Circuit breaker type.
 - a. Circuit Breakers: Thermal magnetic unless otherwise indicated or required.
 - b. Provide externally operable handle with means for locking in the OFF position. Provide safety interlock to prevent opening the cover with the disconnect in the ON position with capability of overriding interlock for testing purposes.
 - c. Provide auxiliary interlock for disconnection of external control power sources where applicable.
 4. Overload Relays: Bimetallic thermal type unless otherwise indicated.
 5. Pilot Devices Required:
 - a. Furnish local pilot devices for each unit as specified below unless otherwise indicated on drawings.
- C. Variable-Frequency AC Drive Units: Comply with Section 26 2923.

2.04 OVERCURRENT PROTECTIVE DEVICES

- A. Overload Relays:
 1. Provide overload relays and, where applicable, associated current elements/heaters, selected according to actual installed motor nameplate data, in accordance with manufacturer's recommendations and NFPA 70; include consideration for motor service factor and ambient temperature correction, where applicable.
 2. Inverse-Time Trip Class Rating: Class 20 unless otherwise indicated or required.
 3. Trip-free operation.

4. Visible trip indication.
 5. Resettable.
 - a. Employ manual reset unless otherwise indicated.
 - b. Do not employ automatic reset with two-wire control.
 6. Bimetallic Thermal Overload Relays:
 - a. Interchangeable current elements/heaters.
 - b. Adjustable trip; plus/minus 10 percent of nominal, minimum.
 - c. Trip test function.
- B. Circuit Breakers:
1. Interrupting Capacity (not applicable to motor circuit protectors):
 - a. Provide circuit breakers with interrupting capacity as required to provide the short circuit current rating indicated, but not less than specified minimum requirements.
 - b. Fully Rated Systems: Provide circuit breakers with interrupting capacity not less than the short circuit current rating indicated.
 - c. Series Rated Systems: Provide circuit breakers listed in combination with upstream devices to provide interrupting rating not less than the short circuit current rating indicated.

2.05 MOTOR CONTROL ACCESSORIES

- A. Auxiliary Contacts:
1. Comply with NEMA ICS 5.
 2. Provide number and type of contacts indicated or required to perform necessary functions, including holding (seal-in) circuit and interlocking, plus one normally open (NO) and one normally closed (NC) spare contact for each starter unit, minimum.
- B. Pilot Devices:
1. Comply with NEMA ICS 5; heavy-duty type.
 2. Nominal Size: 30 mm.
 3. Pushbuttons: Unless otherwise indicated, provide momentary, non-illuminated type with flush button operator; normally open or normally closed as indicated or as required.
 4. Selector Switches: Unless otherwise indicated, provide maintained, non-illuminated type with knob operator; number of switch positions as indicated or as required.
 5. Indicating Lights: Push-to-test type unless otherwise indicated.
 6. Provide LED lamp source for indicating lights and illuminated devices.
- C. Control and Timing Relays:
1. Comply with NEMA ICS 5.
 2. Provide number and type of relays indicated or required to perform necessary functions.
- D. Control Power Transformers:
1. Size to accommodate burden of contactor coil(s) and all connected auxiliary devices.
 2. Include primary and secondary fuses.

PART 3 EXECUTION

3.01 INSTALLATION

- A. Install products in accordance with manufacturer's instructions.
- B. Install motor control centers in accordance with NECA 1 (general workmanship), NECA 402, and NEMA ICS 2.3.
- C. Arrange equipment to provide required clearances and maintenance access, including accommodations for any drawout devices.
- D. Provide required support and attachment in accordance with Section 26 0529.
- E. Install motor control centers plumb and level.
- F. Mount and secure motor control center in place of existing motor controls center.
- G. Provide grounding and bonding in accordance with Section 26 0526.
- H. Install all field-installed devices, components, and accessories.

- I. Where accessories are not self-powered, provide control power source as indicated or as required to complete installation.
- J. Set field-adjustable motor controllers and associated components according to installed motor requirements, in accordance with manufacturer's recommendations and NFPA 70.
- K. Provide filler plates to cover unused spaces.

3.02 CLOSEOUT ACTIVITIES

- A. Demonstration: Demonstrate proper operation of motor controllers to Owner, and correct deficiencies or make adjustments as directed.
- B. Training: Train Owner's personnel on operation, adjustment, and maintenance of motor control center and associated devices.
 - 1. Use operation and maintenance manual as training reference, supplemented with additional training materials as required.
 - 2. Provide minimum of two hours of training.

3.03 PROTECTION

- A. Protect installed motor control centers from subsequent construction operations.

END OF SECTION

SECTION 26 2816.13
ENCLOSED CIRCUIT BREAKERS

PART 1 GENERAL

1.01 SECTION INCLUDES

- A. Enclosed circuit breakers.

1.02 RELATED REQUIREMENTS

- A. Section 26 0526 - Grounding and Bonding for Electrical Systems.
- B. Section 26 0529 - Hangers and Supports for Electrical Systems.

1.03 REFERENCE STANDARDS

- A. FS W-C-375 - Circuit Breakers, Molded Case; Branch Circuit and Service; 2013e (Amended 2017).
- B. NECA 1 - Standard for Good Workmanship in Electrical Construction; 2015.
- C. NEMA 250 - Enclosures for Electrical Equipment (1000 Volts Maximum); 2018.
- D. NFPA 70 - National Electrical Code; Most Recent Edition Adopted by Authority Having Jurisdiction, Including All Applicable Amendments and Supplements.
- E. UL 50 - Enclosures for Electrical Equipment, Non-Environmental Considerations; Current Edition, Including All Revisions.
- F. UL 50E - Enclosures for Electrical Equipment, Environmental Considerations; Current Edition, Including All Revisions.
- G. UL 489 - Molded-Case Circuit Breakers, Molded-Case Switches and Circuit Breaker Enclosures; Current Edition, Including All Revisions.
- H. UL 869A - Reference Standard for Service Equipment; Current Edition, Including All Revisions.

1.04 SUBMITTALS

- A. See Section 01 3000 - Administrative Requirements, for submittal procedures.
- B. Product Data: Provide manufacturer's standard catalog pages and data sheets for circuit breakers, enclosures, and other installed components and accessories.

1.05 QUALITY ASSURANCE

- A. Comply with requirements of NFPA 70.

PART 2 PRODUCTS

2.01 MANUFACTURERS

- A. ABB/GE: www.geindustrial.com/#sle.
- B. Eaton Corporation: www.eaton.com/#sle.
- C. Schneider Electric; Square D Products: www.schneider-electric.us/#sle.
- D. Siemens Industry, Inc: www.usa.siemens.com/#sle.

2.02 ENCLOSED CIRCUIT BREAKERS

- A. Description: Units consisting of molded case circuit breakers individually mounted in enclosures.
- B. Provide products listed, classified, and labeled as suitable for the purpose intended.
- C. Unless otherwise indicated, provide products suitable for continuous operation under the following service conditions:
 - 1. Altitude: Less than 6,600 feet.
 - 2. Ambient Temperature: Between 23 degrees F and 104 degrees F.
- D. Short Circuit Current Rating:
 - 1. Provide enclosed circuit breakers with listed short circuit current rating as indicated on the drawings.

- E. Enclosed Circuit Breakers Used for Service Entrance: Listed and labeled as suitable for use as service equipment according to UL 869A.
- F. Conductor Terminations: Suitable for use with the conductors to be installed.
- G. Provide solidly bonded equipment ground bus in each enclosed circuit breaker, with a suitable lug for terminating each equipment grounding conductor.
- H. Enclosures: Comply with NEMA 250, and list and label as complying with UL 50 and UL 50E.
 - 1. Environment Type per NEMA 250: Unless otherwise indicated, as specified for the following installation locations:
 - a. Indoor Clean, Dry Locations: Type 1.
 - b. Outdoor Locations: Type 3R.
- I. Provide externally operable handle with means for locking in the OFF position.

2.03 MOLDED CASE CIRCUIT BREAKERS

- A. Description: Quick-make, quick-break, over center toggle, trip-free, trip-indicating circuit breakers listed and labeled as complying with UL 489, and complying with FS W-C-375 where applicable; ratings, configurations, and features as indicated on the drawings.
- B. Interrupting Capacity:
 - 1. Provide circuit breakers with interrupting capacity as required to provide the short circuit current rating indicated, but not less than:
 - a. 10,000 rms symmetrical amperes at 240 VAC or 208 VAC.
 - 2. Fully Rated Systems: Provide circuit breakers with interrupting capacity not less than the short circuit current rating indicated.
- C. Conductor Terminations:
 - 1. Lug Material: Aluminum, suitable for terminating aluminum or copper conductors.
- D. Thermal Magnetic Circuit Breakers: For each pole, furnish thermal inverse time tripping element for overload protection and magnetic instantaneous tripping element for short circuit protection.
- E. Multi-Pole Circuit Breakers: Furnish with common trip for all poles.

PART 3 EXECUTION

3.01 INSTALLATION

- A. Install products in accordance with manufacturer's instructions.
- B. Perform work in accordance with NECA 1 (general workmanship).
- C. Arrange equipment to provide minimum clearances in accordance with manufacturer's instructions and NFPA 70.
- D. Provide required support and attachment in accordance with Section 26 0529.
- E. Install enclosed circuit breakers plumb.
- F. Except where indicated to be mounted adjacent to the equipment they supply, mount enclosed circuit breakers such that the highest position of the operating handle does not exceed 79 inches above the floor or working platform.
- G. Provide grounding and bonding in accordance with Section 26 0526.

END OF SECTION

SECTION 26 2923
VARIABLE-FREQUENCY MOTOR CONTROLLERS

PART 1 GENERAL

1.01 SECTION INCLUDES

- A. Variable frequency controllers.

1.02 REFERENCE STANDARDS

- A. NEMA ICS 7.1 - Safety Standards for Construction and Guide for Selection, Installation, and Operation of Adjustable-Speed Drive Systems; 2014.
- B. NEMA ICS 7 - Industrial Control and Systems: Adjustable-Speed Drives; 2014.
- C. NEMA 250 - Enclosures for Electrical Equipment (1000 Volts Maximum); 2018.
- D. NFPA 70 - National Electrical Code; Most Recent Edition Adopted by Authority Having Jurisdiction, Including All Applicable Amendments and Supplements.

1.03 SUBMITTALS

- A. See Section 01 3000 - Administrative Requirements, for submittal procedures.
- B. Product Data: Provide catalog sheets showing voltage, controller size, ratings and size of switching and overcurrent protective devices, short circuit ratings, dimensions, and enclosure details.
- C. Shop Drawings: Indicate front and side views of enclosures with overall dimensions and weights shown; conduit entrance locations and requirements; and nameplate legends.

1.04 QUALITY ASSURANCE

- A. Comply with requirements of NFPA 70.

PART 2 PRODUCTS

2.01 MANUFACTURERS

- A. Variable Frequency Motor Controllers - Basis of Design: Eaton Corporation; 9000X: www.eaton.com/#sle.
- B. Variable Frequency Motor Controllers - Other Acceptable Manufacturers:
 - 1. ABB/GE: www.geindustrial.com/#sle.
 - 2. Danfoss: www.danfoss.com/#sle.
 - 3. Rockwell Automation, Inc.; Allen-Bradley Products: ab.rockwellautomation.com/#sle.
 - 4. Schneider Electric; Square D Products: www.schneider-electric.us/#sle.
 - 5. Siemens Industry, Inc: www.usa.siemens.com/#sle.

2.02 DESCRIPTION

- A. Variable Frequency Controllers: Enclosed controllers suitable for operating the indicated loads, in compliance with requirements of NEMA ICS 7. Select unspecified features and options in accordance with NEMA ICS 3.1.
- B. Enclosures: NEMA 250, Type 1, suitable for equipment application in places regularly open to the public.

2.03 OPERATING REQUIREMENTS

- A. Rated Input Voltage: 240 volts, three phase, 60 Hertz.
- B. Motor Nameplate Voltage: 230 volts, three phase, 60 Hertz.
- C. Displacement Power Factor: Between 1.0 and 0.95, lagging, over entire range of operating speed and load.
- D. Operating Ambient: 0 degrees C to 40 degrees C.
- E. Volts Per Hertz Adjustment: Plus or minus 10 percent.
- F. Current Limit Adjustment: 60 to 110 percent of rated.

- G. Acceleration Rate Adjustment: 0.5 to 30 seconds.
- H. Deceleration Rate Adjustment: 1 to 30 seconds.
- I. Input Signal: 4 to 20 mA DC.

2.04 COMPONENTS

- A. Display: Provide integral digital display to indicate output voltage, output frequency, and output current.
- B. Status Indicators: Separate indicators for overcurrent, overvoltage, ground fault, overtemperature, and input power ON.
- C. Manual Bypass: Furnish contactor, motor running overload protection, and short circuit protection for full voltage, non-reversing operation of the motor. Include isolation switch to allow maintenance of inverter during bypass operation.

PART 3 EXECUTION

3.01 INSTALLATION

- A. Install in accordance with NEMA ICS 7.1 and manufacturer's instructions.

3.02 ADJUSTING

- A. Make final adjustments to installed controller to assure proper operation of load system. Obtain performance requirements from installer of driven loads.

3.03 CLOSEOUT ACTIVITIES

- A. Demonstrate operation of controllers in automatic and manual modes.

END OF SECTION

SECTION 26 5950
PUMP CONTROL PANEL / SCADA RTU

PART 1 GENERAL

1.01 SECTION INCLUDES

- A. Pump Station Control Panel and SCADA RTU (PSCP/RTU).

1.02 RELATED SECTIONS

- A. Section 26 2419 - Motor Control Centers.
- B. Section 26 2923 - Variable Frequency Controllers.

1.03 REFERENCES

- A. NFPA 70 - National Electrical Code; Most Recent Edition Adopted by Authority Having Jurisdiction, Including All Applicable Amendments and Supplements.
- B. UL 698A - Industrial Control Equipment for Use in Hazardous (Classified) Locations; Latest.

1.04 SUBMITTALS

- A. See Section 01300 - Administrative Requirements, for submittal procedures.
- B. Shop Drawings
 - 1. Input/Output List: Provide for each I/O point list point type, tag number of the source or final control element, equipment description, PLC/RTU number, terminal identification, and address.
 - 2. Bill of Materials: A list of all components. Group components by type and include:
 - a. Component manufacturer, model number and part number.
 - b. Component description.
 - c. Reference to tag on drawings.
 - d. Descriptive Information: Provide catalog information, descriptive literature, performance specifications, internal wiring diagrams, power and grounding requirements, power consumption, and heat dissipation for all the equipment. Clearly mark all options and features proposed for this project.
 - 3. Interconnecting Wiring Diagrams: Provide diagrams showing all RTU connections and control panel components, their interconnecting cables, wiring terminations, and terminations to all interacting elements and subsystems. Terminations shall be numbered.
 - 4. Outline Drawings: Provide equipment drawings showing: external dimensions, enclosure materials, conduit connections, and installation requirements.
 - 5. Installation Details: Provide any modifications or further details as may be required to supplement the Contract Documents and adequately define the installation of the panel.
- C. Testing Documentation Submittal
 - 1. Testing documentation shall be submitted documenting the acceptable completion of system testing. The testing documentation shall demonstrate that the Control System Integrator has designed and configured a system that meets the specifications and drawing requirements. The documents for the test plan shall be structured so that the Town of Winterville understands what the inputs were, what the predicted outputs should be, and what the actual outputs were.
 - 2. The complete test plan should include but not be limited to the following:
 - a. 100 percent I/O point test including all spare points based upon the previously submitted System I/O list.
 - b. Functional and Control strategy tests.
 - c. Communications tests.
 - d. Specification and drawing conformance.
- D. Operation and Maintenance (O&M) Manuals
 - 1. Provide a complete Operation and Maintenance Manuals for the SCADA System in an open software format compatible with any PC. At a minimum the O&M shall include:

- a. Component Manufacturers' O & M Manuals: Include manuals to cover installation, operations, maintenance, troubleshooting, and calibration.
- b. Operating instructions shall incorporate a functional description of the entire system, including the system schematics that reflect "as-built" drawings.
- c. Provide system architecture diagram showing network communications including but not limited to all RTU's hubs, switches, cables, radio paths, etc.
- d. All Control Panel drawings.
- e. List of spare parts and expendables provided.
- f. Provide manufacturer's O&M literature and product specifications with a cover called an Equipment Data Sheet. The Equipment Data Sheet is to be developed by the SI to show the exact part or model number with descriptive break down of the model number and specific information like supply voltage, options, etc. All pertinent information for the equipment or software shall be included on the Equipment Data Sheet.
- g. Communication Network Cable Testing documentation with the actual tests of each cable data shall be included on the form including but not limited to cable manufacturer, part number, cable tag and location, fiber number and color, testing procedures, test equipment utilized, actual readings and results, and personnel name with time and date the testing was performed.
- h. Instrument Calibration Worksheets showing actual calibration procedures performed with reading and results signed and dated by the Service Technician or Engineer.
- i. Compact disk or USB Drive containing final configuration, backups of system files, HMI application, radio and RTU programs. Disks shall be professionally labeled for their content, purpose, date and version number.
- j. Point lists for all RTU inputs/outputs. Identify point number (tag), point description, point type, range in engineering units (if analog point), RTU number, rack and slot number, and point address.
- k. The complete O&M shall be provided with an easy to use pdf file with a detailed index with tabs and bookmarks for BOM's, PLC I/O lists, drawings, Equipment Data Sheets, software or equipment manufacturers O&M literature, etc. A compact disk shall be provided with O&M files including the drawings, Equipment Data Sheets, software or equipment manufacturers O&M literature, etc. The Software O&M may be printed by the end user if desired. Clicking on an item on the index shall immediately display the Equipment Data Sheet and software or equipment manufacturers O&M for the item. Likewise clicking on a drawing shown on the index shall display the drawing. Other functions at a minimum shall include search, zoom and print page or selection features. All contents of the O&M may also be displayed with thumbnails. Clicking on the thumbnail shall immediately display the item, i.e. drawing, Equipment Data Sheet, instruction literature, etc.

1.05 QUALITY ASSURANCE

- A. Conform to requirements of NFPA 70.
- B. Panels shall be UL listed in accordance with UL 698A.

1.06 WARRANTY

- A. The warranty period for this system shall be for one year and shall begin upon acceptance of the completed lift station by Town of Wallace. During this warranty period, the Control System Integrator shall provide, at no additional cost to the Town of Wallace, the services of a trained, competent, field service technician who shall arrive on site within 36 hours of notification by the Town of Wallace or Engineer, to repair and/or replace any faulty device or equipment supplied by the Control System Integrator as part of the lift station Remote Telemetry System. All preventive and corrective activities shall be documented with service reports, which shall identify the equipment being serviced, state the condition of the equipment, describe all work performed, and list materials used. A copy of all service reports shall be delivered to the Town of Wallace on or before the next business day.

- B. The Control System Integrator shall be capable of providing, after the warranty period for this system expires, a 1-year renewable service contract whereby a trained, competent field service engineer shall arrive on site within 36 hours of notification by the Town of Wallace. Information relative to charges for such service and availability of such service shall be submitted to the Town of Wallace and the Engineer.

PART 2 PRODUCTS

2.01 PRE-APPROVED CONTROL SYSTEM INTEGRATORS

- A. Lord and Company Inc.: 2100 Carolina Place Drive, Fort Mill, SC 29708.
- B. Piedmont Automation: 154 Kapp Street, Winston Salem, NC 27105.
- C. Other system integrators shall be submitted to the Town of Wallace and the Engineer for approval at least one week prior to bid opening date.

2.02 PUMP CONTROL FUNCTION & REQUIREMENTS

- A. General
 - 1. The control panel shall operate the pumps shown on plans as follows:
 - a. Brown Street pump station - duplex.
 - 1) Lead.
 - 2) Lag.
 - 2. Primary control shall be a programmable controller and a submersible transducer that operate the pumps at variable speed.
 - 3. Back up control shall consist of float controls and operate pumps at full speed.
 - 4. Control power shall be 115 +/- 10% VAC, 60 Hertz, single phase.
 - 5. The control assembly shall control the pump by way of variable frequency controllers as described in Section 26 2923 of these specifications. The variable frequency controllers shall be installed a motor control center as described in Section 26 2419 of these specifications.
 - 6. Engraved laminated plastic nameplates with white letters on white background shall be provided for all operator interface devices per Section 16075 of these specifications.
 - 7. A plastic laminated electric diagram with wire / terminal numbers and color codes shall be permanently fastened to the inside of the enclosure door.
 - 8. Wiring.
 - a. All wiring shall be minimum 600-volt (UL) type MTW or AWM and have a current-carrying capacity of not less than 125% of the full load current.
 - b. All wiring shall comply with NFPA 70 and applicable UL procedure.
 - c. To ensure the safety of all personnel working with this equipment, as well as providing a simple means of tracing wires when troubleshooting, all wiring shall be color coded in strict accordance with the wiring diagrams furnished by the equipment supplier.
 - d. All control wiring shall be #14 AWG minimum.
- B. PRIMARY CONTROLLER
 - 1. The control system shall utilize standard "off the shelf" equipment. Job specific, "one-of-a-kind" customized software and hardware components will not be accepted. A standard system is defined, as one, which has published literature, is available at time of bid, with fully tested hardware and software, such that no development must be done beyond system configuration.
 - 2. The equipment shall be protected from transient voltages and surges induced into the signal lines. The contractor shall provide a permanent earth ground connection to the panel ground lug in order to insure proper operation of transient protectors.
 - 3. A microprocessor-based automatic pump and alarm control system shall be provided incorporating an industrial-grade, 16-bit CMOS microcomputer and associated elements suitable for achieving performance as hereinafter described. The controller will incorporate the following:
 - a. Internal diagnostics.
 - b. Real time clock calendar.

- c. Floating-point math.
- d. Battery back up.
- e. Non-proprietary RTU communication.
- f. (4) PID loops.
- g. The system shall incorporate UL 698A Industrial Control Panel approved elements as required of all components of these project panels and be furnished with all necessary hardware and software to accomplish level-responsive pump and alarm operation with software specifically suited to this project.
- h. All of the discrete I/O circuitry of the computer-based system shall be built to the IEEE 472 (1974) Surge Withstand Capability Standards. The automatic pump and alarm control system computer shall be the standard product of the control system manufacturer and specifically suited for this type of industrial control panel service. All job connections shall be a UL recognized clamp type barriered screw terminals accepting up to two AWG 14 conductors per terminal.
- i. The variable speed drive equipment installed in the MCC shall be programmed to respond to variations in the wetwell in a manner wherein the hydraulic requirement will be accommodated in the pumping program using simple menu-related operator interface routines.
- j. Upon power-up, the Controller shall go through a timing routing, which allows the analog signal and display to stabilize before any control, or alarm outputs are enabled. After the stabilization period, the control circuits of the Controller shall be sequentially enabled on a time-step arrangement.
- k. In addition to the time delay upon power-up, the differential-level control circuits shall each be forced to an off condition upon power up so that a level excursion will need to go past their turn-on elevation for them to operate.
- l. An alternator shall operate the pumps in a First-on/First-off (FOFO) sequence and can be configured to sequence the pumps every start, every 24 hours, on the lowest run time or manually.
- m. The alternator shall be capable of accepting pump failure and/or advance inputs and shall automatically transfer to the next pump sequence when failure condition input is sensed.
- n. The alternator shall provide automatic transposing of the operating sequence of the control relays for the pumps on successive starts. The FOFO alternator sequencing shall operate such that the next load turned on is always the one that has had the longest opportunity to rest since its last operation.
- o. It is the specific intention of this functional requirement that a standard programmable logic controller will be employed with features as herein described and be a fully integrated assembly. That is, the furnishing of similar functions using a proprietary controller with custom software, a multiplicity of setpoints, modules or extensive relay-timer logic to accomplish control sequences, etc., is specifically precluded by this specification and will not be acceptable.
- p. Microprocessor based, programmable controller and operator interface shall provide all of the above controls and operations. A redundant back up float system shall be incorporated into the controller along with programmable automatic operation.
- q. The automatic pump and alarm control shall employ a backlit operator interface having a 640 x 480 pixel 16 color, TFT display with touch screen. The operator interface shall be IEC standard IP65F rated. The display also must support bar graphs or analog meters for wetwell levels, VFD speed indication. Operator interface must support screen scrolling and three levels of password protection.
- r. A Configuration and Operations Manual will be included for the pump controller. The Manual shall include the following information as a minimum:
 - 1) How to view and change between the various displays.
 - 2) How to configure the controller.
 - 3) How to display alarms.
 - 4) How to display statuses.

- 5) Analog control set point adjustment.
 - 6) Analog alarm set point adjustment.
 - 7) How to view and reset pump run times.
 - 8) How to view and reset pump start counters.
 - 9) Security Password usage.
 - 10) An example of programming values.
 - 11) Adjustment of the real-time calendar/clock.
 - 12) A listing of values programmed at the factory.
 - 13) A worksheet for entering the values programmed in the field.
 - 14) The intent of the specification is that a standard controller be provided, with standard documentation. A custom written Description of Operation is not acceptable.
4. Controller Configuration
- a. The pump controller shall operate on a 4-20mA input via a submersible transducer and shall be capable of being configured at the factory or jobsite to perform operating functions as described below. All configurations shall be password protected and shall be provided as a minimum as follows:
 - 1) Simplex/Duplex/Triplex/Quadruplex Pump operation.
 - 2) Clock hours (0-23) and minutes (0-59).
 - 3) Calendar day of week (0-6 for Monday - Sunday).
 - 4) Wetwell transducer rating (1.0-15.0 PSI).
 - 5) Wetwell transducer offset.
 - 6) Lag pump(s) disable for non-additive systems.
 - 7) Pump Alternation method.
 - 8) Minimum 1 Pump Speed.
 - 9) Minimum 2 Pump Speed.
 - 10) Maximum 1 Pump Speed.
 - 11) Maximum 2 Pump Speed.
 - 12) Set Flush Cycle time of day.
 - 13) Shut down, Alarm only or Standby pump designation upon Seal fail.
 - 14) On board or Redundant float back up with weekly test feature.
 - 15) Selectable pump fault for Low oil, Bearing overtemp or Check valve limit switch.
 - b. The pump controller will include the field adjustable delay timers. All timer settings are password protected and shall be provided as follows:
 - 1) Pump 1 start fail delay (0-99 seconds).
 - 2) Pump 2 start fail delay (0-99 seconds).
 - 3) Lead pump start delay (0-99 seconds).
 - 4) Lag pump start delay (0-99 seconds).
 - 5) High Level alarm delay (0-99 seconds).
 - 6) Low Level alarm delay (0-99 seconds).
 - 7) Delay between calls (0.1-9.9 minutes).
 - 8) Back up float pump down timer (1-5 minutes)
 - 9) Back up float lag call timers (0-99 seconds)
 - c. The pump controller will include the field adjustable set points. Set points are password protected and provided as follows:
 - 1) Lead pump start.
 - 2) Lead pump stop.
 - 3) Lag pump start.
 - 4) Lag pump stop.
 - 5) High Level Alarm.
 - 6) Low Level Alarm.
 - 7) Back up high float.
 - 8) Flush Cycle on/off.
 - d. Provide menu driven screen displays for the following:

- 1) Wetwell Level.
 - 2) Pump Run time values scaled to hours and tenths.
 - 3) Pump Start counters.
 - 4) Alarm Messages.
5. Flush Cycle
- a. The controller shall include a flush cycle that will run the variable speed pumps at 100% in order to help clear any obstructions that may have developed by the pumps operating at lower velocities.
 - b. The flush cycle shall be operated automatically daily or weekly or manually on demand as follows:
 - 1) AUTO: Flush Cycle automatically controlled by using the preset set points.
 - (a) Configure screen: Flush DAY (M-SU or Daily)
 - (b) Configure screen: Flush HOUR (0-23, or Disable)
 - (c) Modify Set points screen: Flush Cycle. ON and OFF setpoint/level
 - 2) MANUAL: On demand
 - (a) Start Flush Cycle button: Stops any running pump(s) to allow the wetwell to fill to preset start level. Start all pumps and ramp speed to 100%. Pump will be stopped and flush cycle ended when the stop flush set point is reached.
 - (b) Cancel Flush Cycle button: Aborts the Flush cycle immediately.
 - 3) Flush cycle messages.
 - (a) FLUSH START - Message appears when the Auto or Manual feature activates the flush cycle.
 - (b) FLUSH CANCEL - Message appears when the Manual/Cancel Flush Cycle is activated.
 - (c) FLUSH PUMP DOWN - Pump(s) are being called to run during the flush cycle.
 - (d) FLUSH CYCLE DONE - Message appears when a running pump is stopped at the end of a flush cycle or when a flush cycle is cancelled.
 - (e) Operation: At the start of any flush cycle, the first action is to stop any pump that may be running. The wet well will be allowed to fill to the Flush ON set point (note: the transducer Hi & Low Level alarms are disabled during a flush cycle). When the wet well level reaches the Flush ON setpoint, the Lead pump will be started and speed ramped up to 100%. Any additional pumps (lag, lag2) will be started following the pump start delay set for that pump. Those pump(s) speed will be ramped up to 100%. All pumps will operate at 100% until the Flush OFF set point is reached. All pumps will be stopped. The flush cycle is now complete. Note, if the flush OFF set point is set below the transducer Low Level alarm level, a Low Level alarm condition will now occur and will clear as the wet well level rise above the Low Level alarm set point.

C. SUBMERSIBLE WETWELL LEVEL SENSING TRANSDUCER

1. A submersible level transducer shall sense the liquid level of the wetwell. The transducer shall be a 2-wire type to operate from a supply voltage of 10.5 to 24 VDC instrumentation signal in direct proportion to the measured level excursion over a factory-calibrated range of zero to 13.8 feet of water. It shall be of the head-pressure sensing type, suitable for continuous submergence and operation and shall be installed in accordance with manufacturer's instructions. The bottom diaphragm face (2½" diameter minimum) of the sensor shall be installed 6 inches above the floor at elevation shown on plans.
2. The transducer shall incorporate a diffused silicon semiconductor transducer element to convert the sensed pressure to a corresponding electrical value. The sensed media shall exert its pressure against the diaphragm, which flexes minutely so as to vary the proximity between an internal ceramic diaphragm created between the two surfaces. A stable, hybrid, operational amplifier assembly shall be incorporated in the transducer to excite and demodulate the sensing mechanism. The transducer shall incorporate laser trimmed, temperature compensation and high quality components and construction to provide a

precise, reliable, stable output signal directly proportional to the sensed pressure over a factory-calibrated range.

3. The pump controller shall connect to the submersible transducer through an intrinsically safe module (in UL 698A panels only). The module shall provide an intrinsically safe interface for the sensor located in a hazardous area rated Class 1 Group A, B, C and D and Class 2 Group E, F and G. The intrinsic safety barrier shall be UL listed.

D. BACKUP FLOAT CONTROLLER

1. A redundant backup float controller shall be installed to operate the pumps and alarm on up to five back up floats (Low Alarm, Pumps Off, Lead Start, Lag Start, High Alarm) in the event that the primary controller or transducer would fail. The backup controller shall be configured via the primary controller keypad and receives its data through the RS422 serial port using Modbus protocol. The controller shall be configured as to the number of floats connected and float backup time delays settings. This information is stored in the backup controller and will operate as configured if the primary controller is failed or out of service. A dry telemetry contact is provided to indicate the backup controller is on. The controller shall be capable of being configured to operate the pumps and alarm on the backup floats as follows:
2. Five float operation
 - a. When the high float is activated, the controller will call the lead pump and signal the alarm. If the float does not deactivate in a predetermined adjustable time the lag pumps will also start. When the pumps off float is deactivated, the pump(s) will be turned off. Each subsequent activation of the lead start float will turn the lead pump on and subsequent activation of the lag start float will turn the lag pumps on. Each subsequent activation of the high level or low level float will turn the high or low alarm output contacts on. The backup controller on output contact will remain on until manually reset.

E. WETWELL LEVEL SENSING FLOAT SWITCHES

1. Provide 5 back up float(s) for redundant control and alarm. The float(s) shall have a molded polyethylene body, internal redundant polyurethane foam floatation, potted switch/cable connections and fine stranded AWG #18 cable with heavy-duty synthetic rubber jacket in lengths as required to run unspliced to the control panel.
2. The contractor shall furnish, install and wire the float switches as shown on the drawings. The float switches shall be individually suspended in the wetwell with weight kits. The float switch cables shall be suspended from a cable rack mounted to the top of the wetwell.
3. The pump level controller shall connect to the float switch level sensors through an intrinsically safe module (in UL 698A panels only). The module shall provide an intrinsically safe interface for the sensors located in a hazardous area rated Class 1 Group A, B, C and D and Class 2 Group E, F and G. The module shall contain an LED indicator providing visible indication of sensor actuation. The intrinsic safety barrier shall be UL listed.

F. ALARMS

1. In the event of an alarm condition the operator interface shall display an alarm message.
2. There shall be a 'Alarm Ack' button to acknowledge the alarm and an 'Alarm Reset' button to clear the alarm.
3. The following list of alarms shall be provided:
 - a. Low Level.
 - b. High Level.
 - c. Pump 1 Fail.
 - d. Pump 2 Fail.
 - e. Transducer Fail.
 - f. Seal 1 Fail.
 - g. Seal 2 Fail.
 - h. Motor 1 Overtemp.
 - i. Motor 2 Overtemp.
 - j. Backup Float Test Fail.

4. Alarm conditions described above do the following shall operate the existing audible and visual alarm on the exterior of the pump station control building. A push button shall be provided that will silence the alarm. They shall also alarm to the SCADA screen for the pump station with functions matching existing.

G. PUMP PROTECTION

1. Seal Failure.
 - a. A seal failure relay specifically designed to interface with a contact closure from each of the specified pumps will be included.
 - b. A Seal Fail alarm message will be displayed on the controller. In addition the controller can be configured to shut down the pump or designate it to the lag position until the condition is corrected.
2. Pump Overtemp/Overload.
 - a. The controller shall provide an Overtemp Fail alarm message and pump lockout of operation upon occurrence of high temperature from either the variable frequency controller or the temperature switches in the motor housing. The circuitry shall also include a reset push button on the controller for manual reset capability.

H. PILOT DEVICES

1. Selector Switches
 - a. A 22 mm oil tight three-position, "Hand-Off-Automatic" selector switch shall be flush-mounted on the operator's door of the control panel for the operation of each pump. This selector switch shall operate the variable frequency controller when it is in either the "Hand" position or the "Automatic" position, and the automatic control system is calling for the operation of the equipment in the manner as described.
2. Status Indicators
 - a. A 22 mm oil tight green "Pump Running" pilot light shall be flush-mounted on the operator's door of the control panel.
 - b. This pilot light shall be operated from a pump variable frequency controller and/or starter.
 - c. The pilot light shall utilize a replaceable LED bulb.

2.03 SCADA RTU FUNCTION & REQUIREMENTS

A. TRANSCEIVER

1. Shall replace the existing Calamp 140-5048 UHF Viper 400 5 450-512 MHz Transceiver and be compatible with existing Town of Wallace SCADA system.

B. ANTENNA

1. Existing tower, antenna, and cable shall be reused.

PART 3 EXECUTION

3.01 INSTALLATION

- A. Install in accordance with manufacturer's instructions.
- B. All software and configuration programs shall be complete and tested prior to the respective equipment being shipped to site.
- C. Radio signal transmission cables shall be a single continuous run between equipment with the exception of pre-manufactured short flexible jumpers for final equipment termination.
- D. All outdoor radio transmission cable connections shall be water-proofed using the appropriate UV resistant cable water-proofing kit as manufactured by 3M or approved equal.

3.02 FIELD WIRING TERMINATIONS

- A. All conduit and wiring shall be provided, installed and terminated by the Electrical Contractor (EC).
- B. Specialty factory supplied sensor cables that are provided with instruments shall be installed by the EC and terminated inside the instrument by the EC.

- C. The EC shall provide and install all signal cables for the instrumentation and shall terminate the cables in the instrumentation and RTU Control Panels.
- D. The EC shall be responsible for properly and professionally labeling all cables and wiring as needed to locate and troubleshoot the field wiring during terminations and testing.

3.03 INSTRUMENTATION CALIBRATION

- A. All instrumentation supplied by the system supplier shall be calibrated to the specified ranges and requirements of the project.
- B. Documentation in the form of an Instrument Calibration Worksheet shall be provided to prove the actual calibration of all instrumentation. All instrument data shall be included on the worksheet including but not limited to make, model, tag, zero, span, range, service, process, calibration procedures with actual readings and results. Worksheet shall be signed and dated by the service technician or engineer that performed the calibration.
- C. The completed Instrument Calibration Worksheets shall be included in all forms of the O&M Manuals.

3.04 COORDINATION WITH MOTOR CONTROL CENTER

- A. System Supplier shall provide coordination as needed to ensure proper wiring between the Pump Control & SCADA RTU Panel and motor control center.

3.05 TESTING

- A. General Requirements
 - 1. The Control System Integrator shall test all equipment hardware and software at the factory prior to shipment.
 - 2. The Contractor shall require the Control System Integrator to coordinate all of his testing with himself, all affected subcontractors, and the Town of Wallace.
 - 3. The Engineer reserves the right to test or retest all specified functions whether or not explicitly stated in the prior approved test procedures. The Engineer's decision shall be final regarding the acceptability and completeness of all testing.
 - 4. All specified signals and RTU functions shall be field tested from their primary actuation or process measurement to the radio transmission of RTU memory registers to Town of Wallace existing remote SCADA system. The Control System Integrator shall coordinate with Town of Wallace and their existing remote SCADA system to be used in the testing of the lift station remote telemetry.
- B. System Acceptance Test
 - 1. The Control System Integrator shall perform an unwitnessed test to completely test the system in preparation for the witnessed test by Town of Winterville and the Engineer. The Control System Integrator shall submit a letter certifying that the system has been completely tested successfully and is ready for witnessing by Town of Winterville and the Engineer. Within 2 weeks of receiving the letter the witnessed test shall be scheduled.
 - 2. After all functions have been tested and all corrections made, the system shall operate continuously for 15 days without failure before this test will be considered successful.
 - 3. As part of the lift station Remote Telemetry System testing, all system input and output signals shall be tested to verify that these signals are correctly transmitted from the field equipment (CP's, starters, valves, instruments, switches, etc.) through the wireless and other network media to the existing HMI computer screens at the Town of Winterville's facilities.

3.06 OPERATIONS TRAINING

- A. After the project substantial completion, provide One (1) instructor days of training at the jobsite for the Owner's personnel in the operation of the System. Training shall include:
 - 1. Standard operational features of RTU and the HMI Graphic Screens.
 - 2. Operation of each function or mode: For example, AUTO/MANUAL control, control set point settings, control mode selection, alarm acknowledgment and Constant Speed modes.

3. Interfaces with other controls and systems.
4. Emergency procedures.
5. Submit a training outline and agenda of specific topics and time to be used for each topic.

3.07 SERVICE REPORTS

- A. Service reports shall be provided for each day that a representative of the System Supplier is on site. The service reports shall include all tasks performed, time on site, instrument tags, instrument service and etc. Instrumentation Calibration Worksheets shall be provided and attached to the associated service reports.

END OF SECTION

SECTION 33 3123
SANITARY SEWERAGE FORCE MAIN PIPING

PART 1 GENERAL

1.01 SECTION INCLUDES

- A. Discharge pipe and suction pipe associated with the dry-prime pump at Brown's Pump Station.

1.02 REFERENCE STANDARDS

- A. AWWA C104/A21.4 - Cement-Mortar Lining for Ductile-Iron Pipe and Fittings; 2016.
- B. AWWA C110/A21.10 - Ductile-Iron and Gray-Iron Fittings; 2012.
- C. AWWA C151/A21.51 - Ductile-Iron Pipe, Centrifugally Cast; 2017, with Errata (2018).
- D. AWWA C600 - Installation of Ductile-Iron Water Mains and Their Appurtenances; 2017.

1.03 SUBMITTALS

- A. See Section 01 3000 - Administrative Requirements, for submittal procedures.
- B. Product Data: Provide data indicating pipe, pipe accessories.

PART 2 PRODUCTS

2.01 FORCE MAIN PIPE MATERIALS

- A. Ductile Iron Pipe:
 - 1. Ductile Iron Pipe: AWWA C151/A21.51; AWWA C104/A21.4, standard cement mortar lining, outside coated, unless otherwise shown on layout drawings.
 - a. Pipe - 3 inches to 12 inches: Pressure Class - 350 psi.
 - 2. Fittings - Mechanical: AWWA C110/A21.10, rated same as pipe. Fittings to be cement mortar lined and outside coated same as pipe.
- B. Fittings: Same material as pipe molded or formed to suit pipe size and end design, in required tee, bends, elbows, cleanouts, reducers, traps and other configurations required.

2.02 PLUG VALVES

- A. Plug Valves - Sizes 3 inches through 54 inch:
 - 1. Rating: 175 psig at 140 degrees F.
 - 2. Body: Nonlubricated type; cast iron; drip-tight shutoff with pressure from either direction.
 - 3. Plugs: Cast iron, with round ports.
 - 4. Ports: Regular, with open area minimum 80 percent of connecting pipe area.
 - 5. Seats: Stainless steel.
 - 6. Stem Bearings: Self-lubricating stainless steel.

PART 3 EXECUTION

3.01 PREPARATION

- A. Cut pipe ends square with mechanical cutters. Use wheel cutters where practicable. Remove burrs, sharp and rough edges and grind smooth. Remove loose material from pipe before laying.

3.02 INSTALLATION - PIPE

- A. Install pipe, fittings, and accessories at the locations indicated on layout drawings and in accordance with manufacturer's instructions. Seal watertight.
 - 1. Ductile Iron: Comply with AWWA C600.

3.03 JOINTING

- A. Joints for Ductile Iron Pipe:
 - 1. Installation of Mechanical Joints: Comply with AWWA C600 and manufacturer's instructions.

3.04 INSTALLATION - VALVES

- A. Install in accordance with manufacturer's instructions.

- B. Clean valves of foreign matter prior to installation and inspect for damage. Fully open and close valves to verify parts are properly operating.

3.05 THRUST RESTRAINT

- A. Thrust Restraints:
 - 1. Provide thrust restraint for plugs, caps, tees and bends deflecting 11-1/4 degrees or more, either vertically or horizontally.
 - 2. Provide thrust restraints at valves, unless otherwise securely anchored to prevent movement.

END OF SECTION

SECTION 46 0527
DRI-PRIME DIESEL ENGINE PUMP

PART 1 GENERAL

1.01 PROJECT SCOPE

- A. Requirements for providing portable dri-prime trash pump for emergency back--up at pump station.

1.02 GENERAL

- A. EQUIVALENT PRODUCT: Bids will be accepted for consideration on any make and model that is equal to or superior to the specified Godwin Dri-Prime® CD103M four-inch (4") skid-mounted pump or equal, as interpreted by the City/Municipality. A blanket statement that equipment proposed will meet all requirements will not be sufficient to establish equivalence, but will require an explanation at each deviation or substitution.

1.03 SYSTEM DESCRIPTION

- A. The portable trash pump specified in this section will be used to pump raw sewage.
- B. The pump and accessories shall be supplied by the pump manufacturer.
- C. The pump shall be fitted with a fully automatic priming system incorporating an air compressor, air ejector assembly, and an air/water separation tank. The priming system shall be capable of priming the pump from a completely dry pump casing. The air ejector shall operate on the discharge side of the compressor, eliminating the possibility of water being drawn into the air source. The pump must be capable of running totally dry for periods up to 24 hours, then automatically re-priming and returning to normal pumping volumes without need for any adjustment.
- D. The priming system shall not use a vacuum or diaphragm pump, nor require the use of a "foot"-type valve. It shall contain no moving parts or protective float gear. Priming systems that require manual water additions to facilitate pump priming are not acceptable. A demonstration of the pump's ability to repeatedly cycle from dry suction/pump/snore/repriming/pump shall be required. This will necessitate the draining of all residual water from the pump case to initiate a dry suction starting condition.
- E. Pump and priming system shall be fully automatic, needing no form of adjustment or manual addition of water for the priming system. The pump shall be capable of static suction lifts to 28 vertical feet, at sea level. It shall also be capable of operation using extended suction lines.
- F. Equipment acceptance shall be contingent upon the pump's ability to run continuously at full speed in a completely dry condition for periods up to 24 hours. This may require the draining of all residual water in the pump casing to simulate a dry suction/case condition. The engineer may require a demonstration.
- G. The pump offered shall be the manufacturer's standard production model. It shall have been in continuous use by municipal and industrial owners for a minimum of three years. A list of five user contacts including contact names and telephone numbers shall be provided with the bid submittal. Failure to supply a verifiable user's list will be cause for rejection of the bid.

1.04 DESIGN REQUIREMENTS

- | | |
|---------------------------------|---|
| A. OPERATING SPEED (MAXIMUM) | 2200 RPM |
| B. MAXIMUM SOLIDS HANDLING SIZE | 3 INCHES |
| C. IMPELLER DIAMETER | 10.1 inches |
| D. SUCTION SIZE | 6 INCHES |
| E. DISCHARGE SIZE | 6 INCHES |
| F. MAXIMUM SUCTION LIFT | 28 FEET |
| G. MAXIMUM DUTY POINT | 1014 GPM AT 67' TDH
(INCLUDING A 28' SUCTION LIFT) |

H. SECOND DUTY POINT

733 GPM AT 90' TDH
(INCLUDING A 26' SUCTION LIFT)

I. MINIMUM SHUTOFF HEAD

170 FEET

1.05 RELATED REQUIREMENTS

- A. Section []: Bids will be accepted for consideration on any make and model that is equal to or superior to the specified Godwin Dri-Prime® CD150S six-inch (6") skid-mounted pump or equal, as interpreted by the City/Municipality. A blanket statement that equipment proposed will meet all requirements will not be sufficient to establish equivalence, but will require an explanation at each deviation or substitution.

1.06 REFERENCE STANDARDS

- A. ANSI B16.1 - Standard for Cast Iron Pipe Flanges and Flanged Fittings.

1.07 SUBMITTALS

- A. Product Data: Provide manufacturers technical data sheets to include pump curves.

PART 2 PRODUCTS

2.01 MANUFACTURERS

- A. The pump shall be Model CD103M, size 4" x 4" as manufactured by GODWIN PUMPS OF AMERICA, INC., Bridgeport, New Jersey..

2.02 EQUIPMENT

- A. CASING, SUCTION COVER, AND SEPARATION TANK: Pump castings shall be cast iron. Pump design shall incorporate a direct suction flow path that is in axial alignment with the impeller eye. There shall be no turns, chambers, or valves between the suction flange and the impeller eye.
- B. IMPELLERS: The pump impeller shall be an open, two-bladed, non-clog type with pump-out vanes on the back shroud and fabricated from hardened cast-chromium steel construction (minimum Brinell Hardness 220 HB). The impeller shall be capable of passing solids up to three (3) inches in diameter.
- C. WEARPLATES: Shall be fully adjustable and replaceable, fabricated of cast iron. Wearplate clearances shall have no relationship to the ability of the pump to achieve a prime.
- D. BEARINGS AND SHAFTS: Pump shall be fitted with a bearing bracket to contain the shaft and bearings. Bearings shall be tapered roller bearings of adequate size to withstand imposed loads for sustained pumping at maximum duty points. Minimum ISO L10 bearing life to be 100,000 hours. Impeller shafts shall be fabricated of 1.5% chromium alloy.
- E. SEALS: Seals shall be high pressure, mechanical, self-adjusting type with solid silicon carbide faces capable of withstanding suction pressures to 73 psi. The mechanical seal shall be cooled and lubricated in an oil bath reservoir, requiring no maintenance or adjustment. Pump shall be capable of running dry, with no damage, for periods up to 24 hours. All metal parts shall be of stainless steel. Elastomers shall be Viton.
- F. PUMP SUCTION AND DISCHARGE FLANGES: Shall be cast iron ANSI B16.1 Class 150, raised faced.
- G. PUMP GASKETS: Shall be compressed fiber and/or Teflon.
- H. PUMP O-RINGS: Shall be Viton.
- I. CHECK VALVE: Pump shall be supplied with an integral swing check valve mounted on the discharge of the pump, allowing unrestricted flow from the impeller. The check valve shall prevent in-line return of flow when the pump is shut off. Non-return valve elastomers shall be Nitrile rubber and shall be field replaceable.
- J. FUEL TANK: Integral structural steel skid fuel tank shall be removable from the trailer, shall include fork pockets, and shall have sufficient capacity to provide at least 30 hours of operating

time at full load. The engine shall be capable of operating satisfactorily on a commercial grade of distilled No. 2 fuel oil.

- K. EXHAUST: Exhaust system shall have muffler and exhaust tubing sized to match maximum engine exhaust flow without exceeding engine manufacture's maximum allowable back pressure values.
- L. ENCLOSURE: Provide a critically silenced enclosure designed to attenuate sound levels to approximately 69 dBA at 30 feet.
- M. ENGINE CONTROL: The engine shall be equipped with a factory installed Prime Guard microprocessor-based controller as supplied by Godwin Pumps of America, Inc. and designed to start/stop the engine at a signal supplied by a level transducer or mechanical floats.
- N. FACTORY PAINTING: Pump, engine, and base shall be shop primed and finish painted at the place of manufacturer. Materials and dry film thickness for priming and finish paint shall be in accordance with customer specifications.

2.03 AUTOMATIC STARTING CONTROL SYSTEM

- A. The engine shall be equipped with a factory installed PrimeGuard microprocessor-based controller as supplied by Godwin Pumps of America, Inc. and designed to start/stop the engine at a signal supplied by high and low level floats or a 4-20 mA transducer.
- B. ENGINE / PUMP CONTROL SPECIFICATIONS
 - 1. The engine shall be started, stopped, and controlled by a PrimeGuard high performance state of the art digital controller as supplied by Godwin Pumps of America, Inc. The controller shall be weather proof enclosed, and contain an external weatherproof 12-position keypad accessible without the need to remove or open any protective cover or enclosure. It shall be designed to start/stop the engine at a signal supplied by high and low level floats or a 4-20 mA transducer. The PrimeGuard controller shall provide the following functions without modification, factory recalibration, or change of chips or boards, by simply accessing the keypad.
 - 2. The keypad shall be a capacitive touch sensing system. No mechanical switches will be acceptable. The keypad shall operate in extreme temperatures, with gloves, through ice, snow, mud, grease, etc. and maintain complete weather-tight sealing of the PrimeGuard controller.
 - 3. In automatic mode, the unit shall conserve energy and go to "sleep".
 - 4. The PrimeGuard controller shall function interchangeably from float switches, pressure switch, or transducer, as well as manual start/stop by selection at the keypad. No other equipment or hardware changes are required.
 - 5. The PrimeGuard controller shall be capable of varying the engine speed to maintain a constant level in a process without a change to the controller other than via the keypad.
 - 6. The start function can be programmed to provide three separate functions each day for seven days (i.e. a start, warm up, exercise cycle on two separate days at different times and for a varying length of time all via the keypad).
 - 7. Manual-Automatic Button:
 - a. In Manual Mode, manual "Start" button starts engine and runs until "Stop" button is depressed or an emergency shutdown occurs.
 - b. In Automatic Mode, start/stop sequencing is initiated by either two normally-open narrow angler float switches, pressure switch, transducer, or a signal from a digital input.
 - 8. The controller shall integrate the engine safety shut-off for low and high oil temperature, and provide over-speed protection.
 - 9. The controller shall include standard, field-adjustable parameters for engine cycle crank timer, shutdown time delay, warm-up time delay, and cool-down time delay.
 - 10. The PrimeGuard controller shall have only one circuit board with eight built-in relays. Each relay can be named to provide any function, all via the keypad without changing relays, chips, printed circuits, or any hardware or software.

11. Standard components shall consist of (24) digital inputs, (7) analog inputs, (1) magnetic pick-up input, (8) 20-amp form "C" relays, (1) RS232 port, (1) RS485 port, (1) RS232/RS485 port, (1) J1939 port, and (1) 64X128 pixel full graphic LCD display with backlight.
12. The industrially-hardened PrimeGuard Controller shall withstand Vibration of 3 g, 3 axis, frequency swept 10-1000 Hz, in an operating temperature Range of 4° to 176°F (-20° to 80°C) and an operating humidity range of 0-95% Non-Condensing.

2.04 OPTIONS

- A. FLOATS (PrimeGuard): The unit shall be supplied with one (1) float assembly including two (2) N/O floats which shall integrate with the engine control panel via a single multi-pin plug.
- B. LEVEL TRANSDUCER: The unit shall be supplied with (1) one sewage compatible level transducer assembly including a single 4-20 mA level transducer (0-15 psig), which shall integrate with the engine control panel via a single multi-pin plug.
- C. FULLY AUTOMATIC TRICKLE CHARGER: The unit shall include a fully automatic trickle charger powered by 6-amps, 115 VAC. It shall be hard-wired into the junction box within the enclosure.
- D. Provide output signal to SCADA RTU.

PART 3 EXECUTION

3.01 MANUFACTURER'S SERVICES

- A. The manufacturer shall furnish the services of a competent factory representative to do the following:
 1. Inspect the system prior to delivery, supervise the start up and testing of the system, and certify the system has been properly furnished and is ready for operation.
 2. Instruct the owner's operating personnel in the proper operation and maintenance of the system for a period of not less than one-half day.

3.02 TOOLS AND SPARE PARTS

- A. The manufacturer shall furnish the following on delivery of the pumping system:
 1. A recommended list of spare parts.
 2. An Operations and Maintenance manual for the pump and engine.

3.03 WARRANTY

- A. The manufacturer shall furnish the following to the owner:
 1. A copy of the engine manufacturer's parts and labor warranty.
 2. A One-Year Parts and Labor Warranty issued by the manufacturer on the pumps. This warranty must cover all pump parts, including the mechanical seal.

END OF SECTION